







ENERG
енергия · ενεργεια



Indoor unit EHST20C-**C(W)
Outdoor unit PUHZ-FRP71VHA2



40 dB



68 dB



■ 04 kW

■ **08** kW

■ 08 kW



		For medium-temperature application.																						For low-temperature application.																					
1	2	3	5	6	7	8	9	10	11	12	13	14	15	16	17	18	19	20	21	22	23	24	4	5	6	7	8	9	10	11	12	13	14	15	16	17	18	19	20	21	22	23	24		
Outdoor unit	Indoor unit	Medium-temperature application	Seasonal space heating energy efficiency class	Water heating energy efficiency class	Rated heat output under average climate conditions	For space heating, annual energy consumption under average climate conditions	For water heating, annual electricity consumption under average climate conditions	Seasonal space heating energy efficiency under average climate conditions	Water heating energy efficiency under average climate conditions	Sound power level L _{wa} , indoor	Work only during off-peak hours	Rated heat output under colder climate conditions	Rated heat output under warmer climate conditions	For space heating, annual energy consumption under colder climate conditions	For space heating, annual energy consumption under warmer climate conditions	For water heating, annual energy consumption under colder climate conditions	For water heating, annual energy consumption under warmer climate conditions	Seasonal space heating energy efficiency under colder climate conditions	Seasonal space heating energy efficiency under warmer climate conditions	Water heating energy efficiency under colder climate conditions	Water heating energy efficiency under warmer climate conditions	Sound power level L _{wa} , outdoor	Low-temperature application	Seasonal space heating energy efficiency class	Water heating energy efficiency class	Rated heat output under average climate conditions	For space heating, annual energy consumption under average climate conditions	For water heating, annual electricity consumption under average climate conditions	Seasonal space heating energy efficiency under average climate conditions	Water heating energy efficiency under average climate conditions	Sound power level L _{wa} , indoor	Work only during off-peak hours	Rated heat output under colder climate conditions	Rated heat output under warmer climate conditions	For space heating, annual energy consumption under colder climate conditions	For space heating, annual energy consumption under warmer climate conditions	For water heating, annual electricity consumption under colder climate conditions	For water heating, annual electricity consumption under warmer climate conditions	Seasonal space heating energy efficiency under colder climate conditions	Seasonal space heating energy efficiency under warmer climate conditions	Water heating energy efficiency under colder climate conditions	Water heating energy efficiency under warmer climate conditions	Sound power level L _{wa} , outdoor		
PUHZ-FRP71VHA2	EHST20C-VM2C	✓	A+	A	7.5	4923	1055	121	98	40	-	4.4	7.5	4668	2595	1352	956	98	150	80	110	68	✓	A++	A	7.5	3667	1055	163	98	40	-	4.4	7.5	3554	1722	1352	956	134	226	80	110	68		
	EHST20C-VM6C	✓	A+	A	7.5	4923	1055	121	98	40	-	4.4	7.5	4668	2595	1352	956	98	150	80	110	68	✓	A++	A	7.5	3667	1055	163	98	40	-	4.4	7.5	3554	1722	1352	956	134	226	80	110	68		
	EHST20C-VM9C	✓	A+	A	7.5	4923	1055	121	98	40	-	4.4	7.5	4668	2595	1352	956	98	150	80	110	68	✓	A++	A	7.5	3667	1055	163	98	40	-	4.4	7.5	3554	1722	1352	956	134	226	80	110	68		
	EHST20C-TM9C	✓	A+	A	7.5	4923	1055	121	98	40	-	4.4	7.5	4668	2595	1352	956	98	150	80	110	68	✓	A++	A	7.5	3667	1055	163	98	40	-	4.4	7.5	3554	1722	1352	956	134	226	80	110	68		
	EHST20C-VM2EC	✓	A+	A	7.5	4923	1055	121	98	40	-	4.4	7.5	4668	2595	1352	956	98	150	80	110	68	✓	A++	A	7.5	3667	1055	163	98	40	-	4.4	7.5	3554	1722	1352	956	134	226	80	110	68		
	EHST20C-VM6EC	✓	A+	A	7.5	4923	1055	121	98	40	-	4.4	7.5	4668	2595	1352	956	98	150	80	110	68	✓	A++	A	7.5	3667	1055	163	98	40	-	4.4	7.5	3554	1722	1352	956	134	226	80	110	68		
	EHST20C-VM9EC	✓	A+	A	7.5	4923	1055	121	98	40	-	4.4	7.5	4668	2595	1352	956	98	150	80	110	68	✓	A++	A	7.5	3667	1055	163	98	40	-	4.4	7.5	3554	1722	1352	956	134	226	80	110	68		
	EHST20C-MEC	✓	A+	A	7.5	4923	1055	121	98	40	-	4.4	7.5	4668	2595	1352	956	98	150	80	110	68	✓	A++	A	7.5	3667	1055	163	98	40	-	4.4	7.5	3554	1722	1352	956	134	226	80	110	68		
	EHST20C-MHCW	✓	A+	A	7.5	4923	1055	121	98	40	-	4.4	7.5	4668	2595	1352	956	98	150	80	110	68	✓	A++	A	7.5	3667	1055	163	98	40	-	4.4	7.5	3554	1722	1352	956	134	226	80	110	68		
	EHSC-VM2C	✓	A+	-	7.5	4923	-	121	-	40	-	4.4	7.5	4668	2595	-	-	98	150	-	-	68	✓	A++	-	7.5	3667	-	163	-	40	-	4.4	7.5	3554	1722	-	-	134	226	-	-	68		
	EHSC-VM2EC	✓	A+	-	7.5	4923	-	121	-	40	-	4.4	7.5	4668	2595	-	-	98	150	-	-	68	✓	A++	-	7.5	3667	-	163	-	40	-	4.4	7.5	3554	1722	-	-	134	226	-	-	68		
	EHSC-VM6C	✓	A+	-	7.5	4923	-	121	-	40	-	4.4	7.5	4668	2595	-	-	98	150	-	-	68	✓	A++	-	7.5	3667	-	163	-	40	-	4.4	7.5	3554	1722	-	-	134	226	-	-	68		
	EHSC-VM6EC	✓	A+	-	7.5	4923	-	121	-	40	-	4.4	7.5	4668	2595	-	-	98	150	-	-	68	✓	A++	-	7.5	3667	-	163	-	40	-	4.4	7.5	3554	1722	-	-	134	226	-	-	68		
	EHSC-VM9C	✓	A+	-	7.5	4923	-	121	-	40	-	4.4	7.5	4668	2595	-	-	98	150	-	-	68	✓	A++	-	7.5	3667	-	163	-	40	-	4.4	7.5	3554	1722	-	-	134	226	-	-	68		
	EHSC-VM9EC	✓	A+	-	7.5	4923	-	121	-	40	-	4.4	7.5	4668	2595	-	-	98	150	-	-	68	✓	A++	-	7.5	3667	-	163	-	40	-	4.4	7.5	3554	1722	-	-	134	226	-	-	68		
	EHSC-TM9C	✓	A+	-	7.5	4923	-	121	-	40	-	4.4	7.5	4668	2595	-	-	98	150	-	-	68	✓	A++	-	7.5	3667	-	163	-	40	-	4.4	7.5	3554	1722	-	-	134	226	-	-	68		
	EHSC-MEC	✓	A+	-	7.5	4923	-	121	-	40	-	4.4	7.5	4668	2595	-	-	98	150	-	-	68	✓	A++	-	7.5	3667	-	163	-	40	-	4.4	7.5	3554	1722	-	-	134	226	-	-	68		

Model(s):	Outdoor unit:	PUHZ-FRP71VHA2
	Indoor unit:	EHST20C-****
Air-to-water heat pump:		yes
Water-to-water heat pump:		no
Brine-to-water heat pump:		no
Low-temperature heat pump:		no
Equipped with a supplementary heater:		yes
Heat pump combination heater:		yes
Parameters for		medium-temperature application.
Parameters for		average climate conditions.

Item	Symbol	Value	Unit	Item	Symbol	Value	Unit
Rated heat output (*)	Prated	7.5	kW	Seasonal space heating energy efficiency	η_s	121	%
Declared capacity for heating for part load at indoor temperature 20 °C and outdoor temperature T _j				Declared coefficient of performance or primary energy ratio for part load at indoor temperature 20 °C and outdoor temperature T _j			
T _j = - 7 °C	P _{dh}	6.9	kW	T _j = - 7 °C	COP _d	2.04	-
Degradation co-efficient (**)	C _{dh}	0.99	-				
T _j = + 2 °C	P _{dh}	4.1	kW	T _j = + 2 °C	COP _d	3.04	-
Degradation co-efficient (**)	C _{dh}	0.98	-				
T _j = + 7 °C	P _{dh}	2.8	kW	T _j = + 7 °C	COP _d	3.99	-
Degradation co-efficient (**)	C _{dh}	0.97	-				
T _j = +12 °C	P _{dh}	1.6	kW	T _j = +12 °C	COP _d	4.59	-
Degradation co-efficient (**)	C _{dh}	0.94	-				
T _j = bivalent temperature	P _{dh}	6.9	kW	T _j = bivalent temperature	COP _d	2.03	-
T _j = operation limit temperature	P _{dh}	4.1	kW	T _j = operation limit temperature	COP _d	1.31	-
T _j = - 15 °C (if TOL < - 20 °C)	P _{dh}	-	kW	T _j = - 15 °C (if TOL < - 20 °C)	COP _d	-	-
Bivalent temperature	T _{biv}	-7	°C	Operation limit temperature	TOL	-20	°C
				Heating water operating limit temperature	WTOL	60	°C
Power consumption in modes other than active mode				Supplementary heater			
Off mode	P _{OFF}	0.020	kW	Rated heat output (*)	P _{sup}	1.2	kW
Thermostat-off mode	P _{TO}	0.020	kW				
Standby mode	P _{SB}	0.020	kW	Type of energy input			
Crankcase heater mode	P _{CK}	0.005	kW				

Other items							
Capacity control	variable			Rated air flow rate, outdoors	-	3300	m ³ /h
Sound power level, indoors/outdoors	L _{WA}	40/68	dBA				
Annual energy consumption	Q _{HE}	4923	kWh				

For heat pump combination heater:							
Declared load profile	L			Water heating energy efficiency	η_{wh}	98	%
Daily electricity consumption	Q _{elec}	4.800	kWh/h				
Annual electricity consumption	AEC	1055	kWh/h				

Contact details

MITSUBISHI ELECTRIC AIR CODITIONING SYSTEM EUROPE LTD Nettlehill Road, Houston Industrial Estate, Livingston, EH54 5EQ, Scotland, U.K.

(*) For heat pump space heaters and heat pump combination heaters, the rated heat output Prated is equal to the design load for heating Pdesignh, and the rated heat output of a supplementary heater Psup is equal to the supplementary capacity for heating sup(Tj).

(**) If Cdh is not determined by measurement then the default degradation coefficient is Cdh = 0,9.

Model(s):	Outdoor unit:	PUHZ-FRP71VHA2
	Indoor unit:	EHST20C-****
Air-to-water heat pump:		yes
Water-to-water heat pump:		no
Brine-to-water heat pump:		no
Low-temperature heat pump:		no
Equipped with a supplementary heater:		yes
Heat pump combination heater:		yes
Parameters for		low-temperature application.
Parameters for		average climate conditions.

Item	Symbol	Value	Unit	Item	Symbol	Value	Unit
Rated heat output (*)	Prated	7.5	kW	Seasonal space heating energy efficiency	η_s	163	%
Declared capacity for heating for part load at indoor temperature 20 °C and outdoor temperature T _j				Declared coefficient of performance or primary energy ratio for part load at indoor temperature 20 °C and outdoor temperature T _j			
T _j = - 7 °C	P _{dh}	6.6	kW	T _j = - 7 °C	COP _d	2.54	-
Degradation co-efficient (**)	C _{dh}	0.99	-				
T _j = + 2 °C	P _{dh}	4.7	kW	T _j = + 2 °C	COP _d	4.20	-
Degradation co-efficient (**)	C _{dh}	0.98	-				
T _j = + 7 °C	P _{dh}	5.4	kW	T _j = + 7 °C	COP _d	5.32	-
Degradation co-efficient (**)	C _{dh}	0.98	-				
T _j = +12 °C	P _{dh}	6.2	kW	T _j = +12 °C	COP _d	7.16	-
Degradation co-efficient (**)	C _{dh}	0.97	-				
T _j = bivalent temperature	P _{dh}	6.6	kW	T _j = bivalent temperature	COP _d	2.54	-
T _j = operation limit temperature	P _{dh}	4.1	kW	T _j = operation limit temperature	COP _d	1.33	-
T _j = - 15 °C (if TOL < - 20 °C)	P _{dh}	-	kW	T _j = - 15 °C (if TOL < - 20 °C)	COP _d	-	-
Bivalent temperature	T _{biv}	-7	°C	Operation limit temperature	TOL	-20	°C
				Heating water operating limit temperature	WTOL	60	°C
Power consumption in modes other than active mode				Supplementary heater			
Off mode	P _{OFF}	0.020	kW	Rated heat output (*)	P _{sup}	1.4	kW
Thermostat-off mode	P _{TO}	0.020	kW	Type of energy input			
Standby mode	P _{SB}	0.020	kW				
Crankcase heater mode	P _{CK}	0.005	kW				

Other items				Rated air flow rate, outdoors			
Capacity control	variable			-	3300	m ³ /h	
Sound power level, indoors/outdoors	L _{WA}	40/68	dBA				
Annual energy consumption	Q _{HE}	3667	kWh				

For heat pump combination heater:							
Declared load profile	L			Water heating energy efficiency	η_{wh}	98	%
Daily electricity consumption	Q _{elec}	4.800	kWh/h				
Annual electricity consumption	AEC	1055	kWh/h				

Contact details

MITSUBISHI ELECTRIC AIR CODITIONING SYSTEM EUROPE LTD Nettlehill Road, Houston Industrial Estate, Livingston, EH54 5EQ, Scotland, U.K.

(*) For heat pump space heaters and heat pump combination heaters, the rated heat output Prated is equal to the design load for heating Pdesignh, and the rated heat output of a supplementary heater Psup is equal to the supplementary capacity for heating sup(Tj).

(**) If Cdh is not determined by measurement then the default degradation coefficient is Cdh = 0,9.

Model(s):	Outdoor unit:	PUHZ-FRP71VHA2
	Indoor unit:	EHST20C-****
Air-to-water heat pump:		yes
Water-to-water heat pump:		no
Brine-to-water heat pump:		no
Low-temperature heat pump:		no
Equipped with a supplementary heater:		yes
Heat pump combination heater:		yes
Parameters for		medium-temperature application.
Parameters for		colder climate conditions.

Item	Symbol	Value	Unit	Item	Symbol	Value	Unit
Rated heat output (*)	Prated	4.4	kW	Seasonal space heating energy efficiency	η_s	98	%
Declared capacity for heating for part load at indoor temperature 20 °C and outdoor temperature T _j				Declared coefficient of performance or primary energy ratio for part load at indoor temperature 20 °C and outdoor temperature T _j			
T _j = - 7 °C	P _{dh}	3.0	kW	T _j = - 7 °C	COP _d	1.91	-
Degradation co-efficient (**)	C _{dh}	0.98	-				
T _j = + 2 °C	P _{dh}	4.4	kW	T _j = + 2 °C	COP _d	2.64	-
Degradation co-efficient (**)	C _{dh}	0.98	-				
T _j = + 7 °C	P _{dh}	5.3	kW	T _j = + 7 °C	COP _d	3.94	-
Degradation co-efficient (**)	C _{dh}	0.98	-				
T _j = +12 °C	P _{dh}	6.1	kW	T _j = +12 °C	COP _d	4.79	-
Degradation co-efficient (**)	C _{dh}	0.98	-				
T _j = bivalent temperature	P _{dh}	4.1	kW	T _j = bivalent temperature	COP _d	0.90	-
T _j = operation limit temperature	P _{dh}	4.1	kW	T _j = operation limit temperature	COP _d	1.33	-
T _j = - 15 °C (if TOL < - 20 °C)	P _{dh}	-	kW	T _j = - 15 °C (if TOL < - 20 °C)	COP _d	-	-
Bivalent temperature	T _{biv}	-20	°C	Operation limit temperature	TOL	-20	°C
				Heating water operating limit temperature	WTOL	60	°C
Power consumption in modes other than active mode				Supplementary heater			
Off mode	P _{OFF}	0.020	kW	Rated heat output (*)	P _{sup}	4.4	kW
Thermostat-off mode	P _{TO}	0.020	kW	Type of energy input			
Standby mode	P _{SB}	0.020	kW				
Crankcase heater mode	P _{CK}	0.005	kW				

Other items							
Capacity control	variable			Rated air flow rate, outdoors	-	3300	m ³ /h
Sound power level, indoors/outdoors	L _{WA}	40/68	dBA				
Annual energy consumption	Q _{HE}	4668	kWh				

For heat pump combination heater:							
Declared load profile	L			Water heating energy efficiency	η_{wh}	80	%
Daily electricity consumption	Q _{elec}	6.100	kWh/h				
Annual electricity consumption	AEC	1352	kWh/h				

Contact details

MITSUBISHI ELECTRIC AIR CODITIONING SYSTEM EUROPE LTD Nettlehill Road, Houston Industrial Estate, Livingston, EH54 5EQ, Scotland, U.K.

(*) For heat pump space heaters and heat pump combination heaters, the rated heat output Prated is equal to the design load for heating Pdesignh, and the rated heat output of a supplementary heater Psup is equal to the supplementary capacity for heating sup(Tj).

(**) If Cdh is not determined by measurement then the default degradation coefficient is Cdh = 0,9.

Model(s):	Outdoor unit:	PUHZ-FRP71VHA2
	Indoor unit:	EHST20C-****
Air-to-water heat pump:		yes
Water-to-water heat pump:		no
Brine-to-water heat pump:		no
Low-temperature heat pump:		no
Equipped with a supplementary heater:		yes
Heat pump combination heater:		yes
Parameters for		low-temperature application.
Parameters for		colder climate conditions.

Item	Symbol	Value	Unit	Item	Symbol	Value	Unit
Rated heat output (*)	Prated	4.4	kW	Seasonal space heating energy efficiency	η_s	134	%
Declared capacity for heating for part load at indoor temperature 20 °C and outdoor temperature T _j				Declared coefficient of performance or primary energy ratio for part load at indoor temperature 20 °C and outdoor temperature T _j			
T _j = - 7 °C	P _{dh}	3.4	kW	T _j = - 7 °C	COP _d	2.76	-
Degradation co-efficient (**)	C _{dh}	0.98	-				
T _j = + 2 °C	P _{dh}	4.7	kW	T _j = + 2 °C	COP _d	4.60	-
Degradation co-efficient (**)	C _{dh}	0.98	-				
T _j = + 7 °C	P _{dh}	5.5	kW	T _j = + 7 °C	COP _d	2.35	-
Degradation co-efficient (**)	C _{dh}	0.99	-				
T _j = +12 °C	P _{dh}	6.5	kW	T _j = +12 °C	COP _d	3.05	-
Degradation co-efficient (**)	C _{dh}	0.99	-				
T _j = bivalent temperature	P _{dh}	4.1	kW	T _j = bivalent temperature	COP _d	1.31	-
T _j = operation limit temperature	P _{dh}	4.1	kW	T _j = operation limit temperature	COP _d	1.33	-
T _j = - 15 °C (if TOL < - 20 °C)	P _{dh}	-	kW	T _j = - 15 °C (if TOL < - 20 °C)	COP _d	-	-
Bivalent temperature	T _{biv}	-20	°C	Operation limit temperature	TOL	-20	°C
				Heating water operating limit temperature	WTOL	60	°C
Power consumption in modes other than active mode				Supplementary heater			
Off mode	P _{OFF}	0.020	kW	Rated heat output (*)	P _{sup}	4.4	kW
Thermostat-off mode	P _{TO}	0.020	kW				
Standby mode	P _{SB}	0.020	kW	Type of energy input			
Crankcase heater mode	P _{CK}	0.005	kW				

Other items							
Capacity control	variable			Rated air flow rate, outdoors	-	3300	m ³ /h
Sound power level, indoors/outdoors	L _{WA}	40/68	dBA				
Annual energy consumption	Q _{HE}	3554	kWh				

For heat pump combination heater:							
Declared load profile	L			Water heating energy efficiency	η_{wh}	80	%
Daily electricity consumption	Q _{elec}	6.100	kWh/h				
Annual electricity consumption	AEC	1352	kWh/h				

Contact details

MITSUBISHI ELECTRIC AIR CODITIONING SYSTEM EUROPE LTD Nettlehill Road, Houston Industrial Estate, Livingston, EH54 5EQ, Scotland, U.K.

(*) For heat pump space heaters and heat pump combination heaters, the rated heat output Prated is equal to the design load for heating Pdesignh, and the rated heat output of a supplementary heater Psup is equal to the supplementary capacity for heating sup(Tj).

(**) If Cdh is not determined by measurement then the default degradation coefficient is Cdh = 0,9.

Model(s):	Outdoor unit:	PUHZ-FRP71VHA2
	Indoor unit:	EHST20C-****
Air-to-water heat pump:		yes
Water-to-water heat pump:		no
Brine-to-water heat pump:		no
Low-temperature heat pump:		no
Equipped with a supplementary heater:		yes
Heat pump combination heater:		yes
Parameters for		medium-temperature application.
Parameters for		warmer climate conditions.

Item	Symbol	Value	Unit	Item	Symbol	Value	Unit
Rated heat output (*)	Prated	7.5	kW	Seasonal space heating energy efficiency	η_s	150	%
Declared capacity for heating for part load at indoor temperature 20 °C and outdoor temperature T _j				Declared coefficient of performance or primary energy ratio for part load at indoor temperature 20 °C and outdoor temperature T _j			
T _j = - 7 °C	P _{dh}	-	kW	T _j = - 7 °C	COP _d	-	-
Degradation co-efficient (**)	C _{dh}	-	-				
T _j = + 2 °C	P _{dh}	7.5	kW	T _j = + 2 °C	COP _d	1.87	-
Degradation co-efficient (**)	C _{dh}	0.99	-				
T _j = + 7 °C	P _{dh}	4.8	kW	T _j = + 7 °C	COP _d	3.00	-
Degradation co-efficient (**)	C _{dh}	0.98	-				
T _j = +12 °C	P _{dh}	2.1	kW	T _j = +12 °C	COP _d	5.42	-
Degradation co-efficient (**)	C _{dh}	0.94	-				
T _j = bivalent temperature	P _{dh}	7.5	kW	T _j = bivalent temperature	COP _d	1.87	-
T _j = operation limit temperature	P _{dh}	4.1	kW	T _j = operation limit temperature	COP _d	1.33	-
T _j = - 15 °C (if TOL < - 20 °C)	P _{dh}	-	kW	T _j = - 15 °C (if TOL < - 20 °C)	COP _d	-	-
Bivalent temperature	T _{biv}	2	°C	Operation limit temperature	TOL	-20	°C
				Heating water operating limit temperature	WTOL	60	°C
Power consumption in modes other than active mode				Supplementary heater			
Off mode	P _{OFF}	0.020	kW	Rated heat output (*)	P _{sup}	0.0	kW
Thermostat-off mode	P _{TO}	0.020	kW	Type of energy input			
Standby mode	P _{SB}	0.020	kW				
Crankcase heater mode	P _{CK}	0.005	kW				

Other items							
Capacity control	variable			Rated air flow rate, outdoors	-	3300	m ³ /h
Sound power level, indoors/outdoors	L _{WA}	40/68	dBA				
Annual energy consumption	Q _{HE}	2595	kWh				

For heat pump combination heater:							
Declared load profile	L			Water heating energy efficiency	η_{wh}	110	%
Daily electricity consumption	Q _{elec}	4.300	kWh/h				
Annual electricity consumption	AEC	956	kWh/h				

Contact details

MITSUBISHI ELECTRIC AIR CODITIONING SYSTEM EUROPE LTD Nettlehill Road, Houston Industrial Estate, Livingston, EH54 5EQ, Scotland, U.K.

(*) For heat pump space heaters and heat pump combination heaters, the rated heat output Prated is equal to the design load for heating Pdesignh, and the rated heat output of a supplementary heater Psup is equal to the supplementary capacity for heating sup(T_j).

(**) If C_{dh} is not determined by measurement then the default degradation coefficient is C_{dh} = 0,9.

Model(s):	Outdoor unit:	PUHZ-FRP71VHA2
	Indoor unit:	EHST20C-****
Air-to-water heat pump:		yes
Water-to-water heat pump:		no
Brine-to-water heat pump:		no
Low-temperature heat pump:		no
Equipped with a supplementary heater:		yes
Heat pump combination heater:		yes
Parameters for		low-temperature application.
Parameters for		warmer climate conditions.

Item	Symbol	Value	Unit	Item	Symbol	Value	Unit
Rated heat output (*)	Prated	7.5	kW	Seasonal space heating energy efficiency	η_s	226	%
Declared capacity for heating for part load at indoor temperature 20 °C and outdoor temperature T _j				Declared coefficient of performance or primary energy ratio for part load at indoor temperature 20 °C and outdoor temperature T _j			
T _j = - 7 °C	P _{dh}	-	kW	T _j = - 7 °C	COP _d	-	-
Degradation co-efficient (**)	C _{dh}	-	-				
T _j = + 2 °C	P _{dh}	7.5	kW	T _j = + 2 °C	COP _d	2.41	-
Degradation co-efficient (**)	C _{dh}	0.99	-				
T _j = + 7 °C	P _{dh}	4.8	kW	T _j = + 7 °C	COP _d	4.56	-
Degradation co-efficient (**)	C _{dh}	0.98	-				
T _j = +12 °C	P _{dh}	2.1	kW	T _j = +12 °C	COP _d	8.17	-
Degradation co-efficient (**)	C _{dh}	0.92	-				
T _j = bivalent temperature	P _{dh}	7.5	kW	T _j = bivalent temperature	COP _d	2.41	-
T _j = operation limit temperature	P _{dh}	4.1	kW	T _j = operation limit temperature	COP _d	1.33	-
T _j = - 15 °C (if TOL < - 20 °C)	P _{dh}	-	kW	T _j = - 15 °C (if TOL < - 20 °C)	COP _d	-	-
Bivalent temperature	T _{biv}	2	°C	Operation limit temperature	TOL	-20	°C
				Heating water operating limit temperature	WTOL	60	°C
Power consumption in modes other than active mode				Supplementary heater			
Off mode	P _{OFF}	0.020	kW	Rated heat output (*)	P _{sup}	0.0	kW
Thermostat-off mode	P _{TO}	0.020	kW				
Standby mode	P _{SB}	0.020	kW	Type of energy input			
Crankcase heater mode	P _{CK}	0.005	kW				

Other items							
Capacity control	variable			Rated air flow rate, outdoors	-	3300	m ³ /h
Sound power level, indoors/outdoors	L _{WA}	40/68	dBA				
Annual energy consumption	Q _{HE}	1722	kWh				

For heat pump combination heater:							
Declared load profile	L			Water heating energy efficiency	η_{wh}	110	%
Daily electricity consumption	Q _{elec}	4.300	kWh/h				
Annual electricity consumption	AEC	956	kWh/h				

Contact details

MITSUBISHI ELECTRIC AIR CODITIONING SYSTEM EUROPE LTD Nettlehill Road, Houston Industrial Estate, Livingston, EH54 5EQ, Scotland, U.K.

(*) For heat pump space heaters and heat pump combination heaters, the rated heat output Prated is equal to the design load for heating Pdesignh, and the rated heat output of a supplementary heater Psup is equal to the supplementary capacity for heating sup(T_j).

(**) If C_{dh} is not determined by measurement then the default degradation coefficient is C_{dh} = 0,9.