



ENERG


енергия · ενεργεια

Y IJA
IE IA



Model Indoor unit **PEAD-RP60JALQ**
Outdoor unit **SUZ-KA60VA3**


SEER



A

kW **5,7**
SEER **5,3**
kWh/annum **378**

SCOP



A

kW	X	4,5	X
SCOP	X	3,9	X
kWh/annum	X	1648	X



55dB



65dB



PRODUCT INFORMATION (*)

PACKAGED AIR CONDITIONER	INDOOR MODEL PEAD-RP60JALQ	OUTDOOR MODEL SUZ-KA60VA3
--------------------------	-------------------------------	------------------------------

Function (indicate if present)	
cooling	Y
heating	Y

If function includes heating: Indicate the heating season the information relates to. Indicated values should relate to one heating season at a time. Include at least the heating season	
Average (mandatory)	Y
Warmer (if designated)	N
Colder (if designated)	N

Item	symbol	value	unit
Design load			
cooling	Pdesignc	5,7	kW
heating/Average	Pdesignh	4,5	kW
heating/Warmer	Pdesignh	x	kW
heating/Colder	Pdesignh	x	kW

Item	symbol	value	unit
Seasonal efficiency			
cooling	SEER	5,3	-
heating/Average	SCOP/A	3,9	-
heating/Warmer	SCOP/W	x	-
heating/Colder	SCOP/C	x	-

Declared capacity for cooling, at indoor temperature 27(19)°C and outdoor temperature Tj			
Tj=35°C	Pdc	5,7	kW
Tj=30°C	Pdc	4,2	kW
Tj=25°C	Pdc	3,2	kW
Tj=20°C	Pdc	3,0	kW

Declared energy efficiency ratio, at indoor temperature 27(19)°C and outdoor temperature Tj			
Tj=35°C	EERd	3,5	-
Tj=30°C	EERd	4,7	-
Tj=25°C	EERd	7,4	-
Tj=20°C	EERd	9,5	-

Declared capacity for heating/Average season, at indoor temperature 20°C and outdoor temperature Tj			
Tj=-7°C	Pdh	3,9	kW
Tj=2°C	Pdh	2,4	kW
Tj=7°C	Pdh	2,4	kW
Tj=12°C	Pdh	2,7	kW
Tj=bivalent temperature	Pdh	3,9	kW
Tj=operating limit	Pdh	3,9	kW

Declared coefficient of performance/Average season, at indoor temperature 20°C and outdoor temperature Tj			
Tj=-7°C	COPd	2,9	-
Tj=2°C	COPd	3,7	-
Tj=7°C	COPd	5,4	-
Tj=12°C	COPd	6,0	-
Tj=bivalent temperature	COPd	2,9	-
Tj=operating limit	COPd	1,4	-

Declared capacity for heating/Warmer season, at indoor temperature 20°C and outdoor temperature Tj			
Tj=2°C	Pdh	x	kW
Tj=7°C	Pdh	x	kW
Tj=12°C	Pdh	x	kW
Tj=bivalent temperature	Pdh	x	kW
Tj=operating limit	Pdh	x	kW

Declared coefficient of performance/Warmer season, at indoor temperature 20°C and outdoor temperature Tj			
Tj=2°C	COPd	x	-
Tj=7°C	COPd	x	-
Tj=12°C	COPd	x	-
Tj=bivalent temperature	COPd	x	-
Tj=operating limit	COPd	x	-

Declared capacity for heating/Colder season, at indoor temperature 20°C and outdoor temperature Tj			
Tj=-7°C	Pdh	x	kW
Tj=2°C	Pdh	x	kW
Tj=7°C	Pdh	x	kW
Tj=12°C	Pdh	x	kW
Tj=bivalent temperature	Pdh	x	kW
Tj=operating limit	Pdh	x	kW
Tj=-15°C	Pdh	x	kW

Declared coefficient of performance/Colder season, at indoor temperature 20°C and outdoor temperature Tj			
Tj=-7°C	COPd	x	-
Tj=2°C	COPd	x	-
Tj=7°C	COPd	x	-
Tj=12°C	COPd	x	-
Tj=bivalent temperature	COPd	x	-
Tj=operating limit	COPd	x	-
Tj=-15°C	COPd	x	-

Bivalent temperature			
heating/Average	Tbiv	-7	°C
heating/Warmer	Tbiv	x	°C
heating/Colder	Tbiv	x	°C

Operating limit temperature			
heating/Average	Tol	-10	°C
heating/Warmer	Tol	x	°C
heating/Colder	Tol	x	°C

Cycling interval capacity			
for cooling	Pcycc	x	kW
for heating	Pcyh	x	kW
Degradation co-efficient cooling	Cdc	0,25	-

Cycling interval efficiency			
for cooling	EERcyc	x	-
for heating	COPcyc	x	-
Degradation co-efficient heating	Cdh	0,25	-

Electric power input in power modes other than 'active mode'			
off mode	POFF	13	W
standby mode	PSB	13	W
thermostat - off mode	PTO(c/h)	115/53	W
crankcase heater mode	PCK	0	W

Annual electricity consumption			
cooling	QCE	378	kWh/a
heating/Average	QHE	1648	kWh/a
heating/Warmer	QHE	x	kWh/a
heating/Colder	QHE	x	kWh/a

Capacity control (indicate one of three options)	
fixed	N
staged	N
variable	Y

Other items			
Sound power level (indoor/outdoor)	LWA	55/65	dB(A)
Global warming potential	GWP	1975	kgCO2eq
Rated air flow (indoor/outdoor)	-	1260/2454	m3/h

Contact details for obtaining more information	MITSUBISHI ELECTRIC CORPORATION SHIZUOKA WORKS 3-18-1, Oshika, Suruga-ku, Shizuoka 422-8528, Japan E-mail: melshierp@nb.MitsubishiElectric.co.jp
--	--

(*) This information is based on the "product information requirement" in COMMISSION REGULATION (EU) No206/2012.

TECHNICAL DOCUMENTATION ⁽¹⁾

PACKAGED AIR CONDITIONER	INDOOR MODEL	PEAD-RP60JALQ	250H1100W732D (mm)
	OUTDOOR MODEL	SUZ-KA60VA3	880H840W330D (mm)

Function	
cooling	Y
heating	Y


The heating season	
Average (mandatory)	Y
Warmer (if designated)	N
Colder (if designated)	N

Capacity control	
fixed	N
staged	N
variable	Y

Item	symbol	value	unit
Seasonal efficiency ⁽²⁾			
cooling	SEER	5,3	-
heating/Average	SCOP/A	3,9	-
heating/Warmer	SCOP/W	x	-
heating/Colder	SCOP/C	x	-

Energy efficiency class			
cooling	SEER	A	-
heating/Average	SCOP/A	A	-
heating/Warmer	SCOP/W	x	-
heating/Colder	SCOP/C	x	-

Other items			
Sound power level (indoor/outdoor)	LWA	55/65	dB(A)
Refrigerant	-	R410A	-
Global warming potential	GWP	1975	kgCO ₂ eq.

identification and signature of the person empowered to bind the supplier	 <hr style="width: 80%; margin: 0 auto;"/> Tomoyuki Miwa Department Manager, Quality Assurance Department MITSUBISHI ELECTRIC CONSUMER PRODUCTS (THAILAND) CO.,LTD.
--	--

(1) This information is based on COMMISSION DELEGATED REGULATION (EU)No626/2011.
 (2) SEER/SCOP values are measured based on FprEN 14825:2011: Testing and rating at part load conditions and calculation of seasonal performance.