



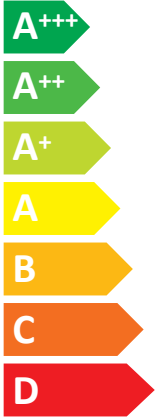
# ENERG

енергия · ενεργεια



Model Indoor unit **PEAD-RP50JALQ**  
Outdoor unit **SUZ-KA50VA5**

SEER



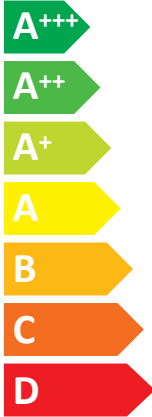
**A+**

kW 4,9

SEER 5,7

kWh/annum 301

SCOP



**A+**

kW X 4,4 X

SCOP X 4,2 X

kWh/annum X 1466 X



57dB



65dB



ENERGIA · ЕНЕРГИЯ · ΕΝΕΡΓΕΙΑ · ENERGIJA · ENERGY · ENERGIE · ENERGI

626/2011





**PRODUCT INFORMATION (\*)**

PACKAGED AIR CONDITIONER	INDOOR MODEL	PEAD-RP50JALQ
	OUTDOOR MODEL	SUZ-KA50VA5

Function (indicate if present)		If function includes heating: Indicate the heating season the information relates to. Indicated values should relate to one heating season at a time. Include at least the heating season	
cooling	Y	Average (mandatory)	Y
heating	Y	Warmer (if designated)	N
		Colder (if designated)	N

Item	symbol	value	unit
<b>Design load</b>			
cooling	Pdesignc	4.9	kW
heating/Average	Pdesignh	4.4	kW
heating/Warmer	Pdesignh	x	kW
heating/Colder	Pdesignh	x	kW

Item	symbol	value	unit
<b>Seasonal efficiency</b>			
cooling	SEER	5.9	-
heating/Average	SCOP/A	4.2	-
heating/Warmer	SCOP/W	x	-
heating/Colder	SCOP/C	x	-

<b>Declared capacity for cooling, at indoor temperature 27(19)°C and outdoor temperature Tj</b>			
Tj=35°C	Pdc	4.9	kW
Tj=30°C	Pdc	3.6	kW
Tj=25°C	Pdc	2.2	kW
Tj=20°C	Pdc	2.3	kW

<b>Declared energy efficiency ratio, at indoor temperature 27(19)°C and outdoor temperature Tj</b>			
Tj=35°C	EERd	3.3	-
Tj=30°C	EERd	5.2	-
Tj=25°C	EERd	8.3	-
Tj=20°C	EERd	9.3	-

<b>Declared capacity for heating/Average season, at indoor temperature 20°C and outdoor temperature Tj</b>			
Tj=-7°C	Pdh	3.9	kW
Tj=2°C	Pdh	2.4	kW
Tj=7°C	Pdh	2.3	kW
Tj=12°C	Pdh	1.8	kW
Tj=bivalent temperature	Pdh	3.9	kW
Tj=operating limit	Pdh	3.9	kW

<b>Declared coefficient of performance/Average season, at indoor temperature 20°C and outdoor temperature Tj</b>			
Tj=-7°C	COPd	3.2	-
Tj=2°C	COPd	4.2	-
Tj=7°C	COPd	5.8	-
Tj=12°C	COPd	5.5	-
Tj=bivalent temperature	COPd	3.2	-
Tj=operating limit	COPd	2.3	-

<b>Declared capacity for heating/Warmer season, at indoor temperature 20°C and outdoor temperature Tj</b>			
Tj=2°C	Pdh	x	kW
Tj=7°C	Pdh	x	kW
Tj=12°C	Pdh	x	kW
Tj=bivalent temperature	Pdh	x	kW
Tj=operating limit	Pdh	x	kW

<b>Declared coefficient of performance/Warmer season, at indoor temperature 20°C and outdoor temperature Tj</b>			
Tj=2°C	COPd	x	-
Tj=7°C	COPd	x	-
Tj=12°C	COPd	x	-
Tj=bivalent temperature	COPd	x	-
Tj=operating limit	COPd	x	-

<b>Declared capacity for heating/Colder season, at indoor temperature 20°C and outdoor temperature Tj</b>			
Tj=-7°C	Pdh	x	kW
Tj=2°C	Pdh	x	kW
Tj=7°C	Pdh	x	kW
Tj=12°C	Pdh	x	kW
Tj=bivalent temperature	Pdh	x	kW
Tj=operating limit	Pdh	x	kW
Tj=-15°C	Pdh	x	kW

<b>Declared coefficient of performance/Colder season, at indoor temperature 20°C and outdoor temperature Tj</b>			
Tj=-7°C	COPd	x	-
Tj=2°C	COPd	x	-
Tj=7°C	COPd	x	-
Tj=12°C	COPd	x	-
Tj=bivalent temperature	COPd	x	-
Tj=operating limit	COPd	x	-
Tj=-15°C	COPd	x	-

<b>Bivalent temperature</b>			
heating/Average	Tbiv	-7	°C
heating/Warmer	Tbiv	x	°C
heating/Colder	Tbiv	x	°C

<b>Operating limit temperature</b>			
heating/Average	Tol	-10	°C
heating/Warmer	Tol	x	°C
heating/Colder	Tol	x	°C

<b>Cycling interval capacity</b>			
for cooling	Pcycc	x	kW
for heating	Pcyh	x	kW
Degradation co-efficient cooling	Cdc	0.25	-

<b>Cycling interval efficiency</b>			
for cooling	EERcyc	x	-
for heating	COPcyc	x	-
Degradation co-efficient heating	Cdh	0.25	-

<b>Electric power input in power modes other than 'active mode'</b>			
off mode	POFF	12	W
standby mode	PSB	12	W
thermostat - off mode	PTO(c/h)	77	W
crankcase heater mode	PCK	0	W


<b>Annual electricity consumption</b>			
cooling	QCE	301	kWh/a
heating/Average	QHE	1466	kWh/a
heating/Warmer	QHE	x	kWh/a
heating/Colder	QHE	x	kWh/a

<b>Capacity control (indicate one of three options)</b>	
fixed	N
staged	N
variable	Y

<b>Other items</b>			
Sound power level (indoor/outdoor)	LWA	57/65	dB(A)
Global warming potential	GWP	1975	kgCO2eq
Rated air flow (indoor/outdoor)	-	1020/2676	m3/h

<b>Contact details for obtaining more information</b>	Name and address of the manufacturer or of its authorized representative.
---	---

(\*) This information is based on the "product information requirement" in COMMISSION REGULATION (EU) No206/2012.

TECHNICAL DOCUMENTATION <sup>(1)</sup>			
PACKAGED AIR CONDITIONER	INDOOR MODEL	PEAD-RP50JALQ	250H900W732D (mm)
	OUTDOOR MODEL	SUZ-KA50VA5	880H840W330D (mm)
<b>Function</b>			
	cooling		Y
	heating		Y
<b>The heating season</b>			
	Average (mandatory)		Y
	Warmer (if designated)		N
	Colder (if designated)		N
<b>Capacity control</b>			
	fixed		N
	staged		N
	variable		Y
<b>Item</b>	<b>symbol</b>	<b>value</b>	<b>unit</b>
<b>Seasonal efficiency <sup>(2)</sup></b>			
cooling	SEER	5.9	-
heating/Average	SCOP/A	4.2	-
heating/Warmer	SCOP/W	x	-
heating/Colder	SCOP/C	x	-
<b>Energy efficiency class</b>			
cooling	SEER	A+	-
heating/Average	SCOP/A	A+	-
heating/Warmer	SCOP/W	x	-
heating/Colder	SCOP/C	x	-
<b>Other items</b>			
Sound power level (indoor/outdoor)	LWA	57/65	dB(A)
Refrigerant	-	R410A	-
Global warming potential	GWP	1975	kgCO <sub>2</sub> eq.
identification and signature of the person empowered to bind the supplier			
	Tomoyuki Miwa Department Manager, Quality Assurance Department MITSUBISHI ELECTRIC CONSUMER PRODUCTS (THAILAND) CO.,LTD		

(1) This information is based on COMMISSION DELEGATED REGULATION (EU)No626/2011.

(2) SEER/SCOP values are measured based on FprEN 14825:2011: Testing and rating at part load conditions and calculation of seasonal performanc