



ENERG

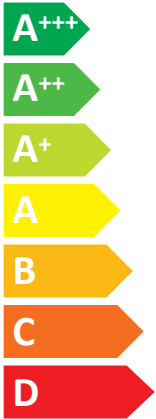
енергия · ενεργεια



Model Indoor unit
Outdoor unit

PCA-RP50KAQ
SUZ-KA50VA5

SEER

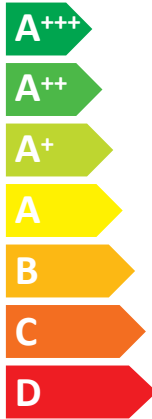


kW 5,0

SEER 5,7

kWh/annum 307

SCOP



kW X 4,0 X

SCOP X 4,0 X

kWh/annum X 1398 X



60dB



65dB



ENERGIA · ЕНЕРГИЯ · ΕΝΕΡΓΕΙΑ · ENERGIJA · ENERGY · ENERGIE · ENERGI

626/2011

PRODUCT INFORMATION (*)

PACKAGED AIR CONDITIONER	INDOOR MODEL	PCA-RP50KAQ
	OUTDOOR MODEL	SUZ-KA50VA5

Function (indicate if present)		If function includes heating: Indicate the heating season the information relates to. Indicated values should relate to one heating season at a time. Include at least the heating season	
cooling	Y	Average (mandatory)	Y
heating	Y	Warmer (if designated)	N
		Colder (if designated)	N

Item	symbol	value	unit
Design load			
cooling	Pdesignc	5.0	kW
heating/Average	Pdesignh	4.0	kW
heating/Warmer	Pdesignh	x	kW
heating/Colder	Pdesignh	x	kW

Item	symbol	value	unit
Seasonal efficiency			
cooling	SEER	5.7	-
heating/Average	SCOP/A	4.0	-
heating/Warmer	SCOP/W	x	-
heating/Colder	SCOP/C	x	-

Declared capacity for cooling, at indoor temperature 27(19)°C and outdoor temperature Tj			
Tj=35°C	Pdc	5.0	kW
Tj=30°C	Pdc	3.7	kW
Tj=25°C	Pdc	2.4	kW
Tj=20°C	Pdc	2.0	kW

Declared energy efficiency ratio, at indoor temperature 27(19)°C and outdoor temperature Tj			
Tj=35°C	EERd	3.2	-
Tj=30°C	EERd	5.1	-
Tj=25°C	EERd	7.7	-
Tj=20°C	EERd	9.7	-

Declared capacity for heating/Average season, at indoor temperature 20°C and outdoor temperature Tj			
Tj=-7°C	Pdh	3.6	kW
Tj=2°C	Pdh	2.1	kW
Tj=7°C	Pdh	1.6	kW
Tj=12°C	Pdh	1.7	kW
Tj=bivalent temperature	Pdh	3.6	kW
Tj=operating limit	Pdh	3.6	kW

Declared coefficient of performance/Average season, at indoor temperature 20°C and outdoor temperature Tj			
Tj=-7°C	COPd	3.0	-
Tj=2°C	COPd	3.9	-
Tj=7°C	COPd	5.3	-
Tj=12°C	COPd	5.7	-
Tj=bivalent temperature	COPd	3.0	-
Tj=operating limit	COPd	2.1	-

Declared capacity for heating/Warmer season, at indoor temperature 20°C and outdoor temperature Tj			
Tj=2°C	Pdh	x	kW
Tj=7°C	Pdh	x	kW
Tj=12°C	Pdh	x	kW
Tj=bivalent temperature	Pdh	x	kW
Tj=operating limit	Pdh	x	kW

Declared coefficient of performance/Warmer season, at indoor temperature 20°C and outdoor temperature Tj			
Tj=2°C	COPd	x	-
Tj=7°C	COPd	x	-
Tj=12°C	COPd	x	-
Tj=bivalent temperature	COPd	x	-
Tj=operating limit	COPd	x	-

Declared capacity for heating/Colder season, at indoor temperature 20°C and outdoor temperature Tj			
Tj=-7°C	Pdh	x	kW
Tj=2°C	Pdh	x	kW
Tj=7°C	Pdh	x	kW
Tj=12°C	Pdh	x	kW
Tj=bivalent temperature	Pdh	x	kW
Tj=operating limit	Pdh	x	kW
Tj=-15°C	Pdh	x	kW

Declared coefficient of performance/Colder season, at indoor temperature 20°C and outdoor temperature Tj			
Tj=-7°C	COPd	x	-
Tj=2°C	COPd	x	-
Tj=7°C	COPd	x	-
Tj=12°C	COPd	x	-
Tj=bivalent temperature	COPd	x	-
Tj=operating limit	COPd	x	-
Tj=-15°C	COPd	x	-

Bivalent temperature			
heating/Average	Tbiv	-7	°C
heating/Warmer	Tbiv	x	°C
heating/Colder	Tbiv	x	°C

Operating limit temperature			
heating/Average	Tol	-10	°C
heating/Warmer	Tol	x	°C
heating/Colder	Tol	x	°C

Cycling interval capacity			
for cooling	Pcycc	x	kW
for heating	Pcyhc	x	kW
Degradation co-efficient cooling	Cdc	0.25	-

Cycling interval efficiency			
for cooling	EERcyc	x	-
for heating	COPcyc	x	-
Degradation co-efficient heating	Cdh	0.25	-

Electric power input in power modes other than 'active mode'			
off mode	POFF	12	W
standby mode	PSB	12	W
thermostat - off mode	PTO(c/h)	50	W
crankcase heater mode	PCK	0	W


Annual electricity consumption			
cooling	QCE	307	kWh/a
heating/Average	QHE	1398	kWh/a
heating/Warmer	QHE	x	kWh/a
heating/Colder	QHE	x	kWh/a

Capacity control (indicate one of three options)	
fixed	N
staged	N
variable	Y

Other items			
Sound power level (indoor/outdoor)	LWA	60/65	dB(A)
Global warming potential	GWP	1975	kgCO2eq
Rated air flow (indoor/outdoor)	-	900/2676	m3/h

Contact details for obtaining more information	Name and address of the manufacturer or of its authorized representative.
--	---

(*) This information is based on the "product information requirement" in COMMISSION REGULATION (EU) No206/2012.

TECHNICAL DOCUMENTATION ⁽¹⁾				
PACKAGED AIR CONDITIONER	INDOOR MODEL	PCA-RP50KAQ	230H960W680D (mm)	
	OUTDOOR MODEL	SUZ-KA50VA5	880H840W330D (mm)	
Function				
	cooling		Y	
	heating		Y	
The heating season				
	Average (mandatory)		Y	
	Warmer (if designated)		N	
	Colder (if designated)		N	
Capacity control				
	fixed		N	
	staged		N	
	variable		Y	
Item	symbol	value	unit	
Seasonal efficiency ⁽²⁾				
	cooling	SEER	5.7	-
	heating/Average	SCOP/A	4.0	-
	heating/Warmer	SCOP/W	x	-
	heating/Colder	SCOP/C	x	-
Energy efficiency class				
	cooling	SEER	A+	-
	heating/Average	SCOP/A	A+	-
	heating/Warmer	SCOP/W	x	-
	heating/Colder	SCOP/C	x	-
Other items				
	Sound power level (indoor/outdoor)	LWA	60/65	dB(A)
	Refrigerant	-	R410A	-
	Global warming potential	GWP	1975	kgCO ₂ eq.
identification and signature of the person empowered to bind the supplier				
	Tomoyuki Miwa Department Manager, Quality Assurance Department MITSUBISHI ELECTRIC CONSUMER PRODUCTS (THAILAND) CO.,LTD			

(1) This information is based on COMMISSION DELEGATED REGULATION (EU)No626/2011.

(2) SEER/SCOP values are measured based on FprEN 14825:2011: Testing and rating at part load conditions and calculation of seasonal performanc