



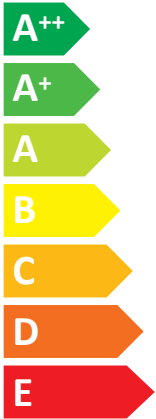
ENERG

енергия · ενεργεια



Model Indoor unit **PEAD-RP60JALQ**
Outdoor unit **SUZ-KA60VA6**

SEER




A+

kW 5,7

SEER 5,9

kWh/annum 335

SCOP



A+

kW X 4,5 X

SCOP X 4,0 X

kWh/annum X 1569 X



55dB



65dB



ENERGIA · ЕНЕРГИЯ · ΕΝΕΡΓΕΙΑ · ENERGIJA · ENERGY · ENERGIE · ENERGI

626/2011

PRODUCT INFORMATION (*)

PACKAGED AIR CONDITIONER	INDOOR MODEL	PEAD-RP60JALQ
	OUTDOOR MODEL	SUZ-KA60VA6

Function (indicate if present)	
cooling	Y
heating	Y

If function includes heating: Indicate the heating season the information relates to. Indicated values should relate to one heating season at a time. Include at least the heating season	
Average (mandatory)	Y
Warmer (if designated)	N
Colder (if designated)	N

Item	symbol	value	unit
Design load			
cooling	Pdesignc	5.7	kW
heating/Average	Pdesignh	4.5	kW
heating/Warmer	Pdesignh	x	kW
heating/Colder	Pdesignh	x	kW

Item	symbol	value	unit
Seasonal efficiency			
cooling	SEER	5.9	-
heating/Average	SCOP/A	4.0	-
heating/Warmer	SCOP/W	x	-
heating/Colder	SCOP/C	x	-

Declared capacity for cooling, at indoor temperature 27(19)°C and outdoor temperature Tj			
Tj=35°C	Pdc	5.7	kW
Tj=30°C	Pdc	4.2	kW
Tj=25°C	Pdc	2.7	kW
Tj=20°C	Pdc	2.8	kW

Declared energy efficiency ratio, at indoor temperature 27(19)°C and outdoor temperature Tj			
Tj=35°C	EERd	3.4	-
Tj=30°C	EERd	5.2	-
Tj=25°C	EERd	8.0	-
Tj=20°C	EERd	9.9	-

Declared capacity for heating/Average season, at indoor temperature 20°C and outdoor temperature Tj			
Tj=-7°C	Pdh	4.1	kW
Tj=2°C	Pdh	2.5	kW
Tj=7°C	Pdh	2.3	kW
Tj=12°C	Pdh	2.7	kW
Tj=bivalent temperature	Pdh	4.1	kW
Tj=operating limit	Pdh	4.1	kW

Declared coefficient of performance/Average season, at indoor temperature 20°C and outdoor temperature Tj			
Tj=-7°C	COPd	2.9	-
Tj=2°C	COPd	4.0	-
Tj=7°C	COPd	5.4	-
Tj=12°C	COPd	6.4	-
Tj=bivalent temperature	COPd	2.9	-
Tj=operating limit	COPd	2.2	-

Declared capacity for heating/Warmer season, at indoor temperature 20°C and outdoor temperature Tj			
Tj=2°C	Pdh	x	kW
Tj=7°C	Pdh	x	kW
Tj=12°C	Pdh	x	kW
Tj=bivalent temperature	Pdh	x	kW
Tj=operating limit	Pdh	x	kW

Declared coefficient of performance/Warmer season, at indoor temperature 20°C and outdoor temperature Tj			
Tj=2°C	COPd	x	-
Tj=7°C	COPd	x	-
Tj=12°C	COPd	x	-
Tj=bivalent temperature	COPd	x	-
Tj=operating limit	COPd	x	-

Declared capacity for heating/Colder season, at indoor temperature 20°C and outdoor temperature Tj			
Tj=-7°C	Pdh	x	kW
Tj=2°C	Pdh	x	kW
Tj=7°C	Pdh	x	kW
Tj=12°C	Pdh	x	kW
Tj=bivalent temperature	Pdh	x	kW
Tj=operating limit	Pdh	x	kW
Tj=-15°C	Pdh	x	kW

Declared coefficient of performance/Colder season, at indoor temperature 20°C and outdoor temperature Tj			
Tj=-7°C	COPd	x	-
Tj=2°C	COPd	x	-
Tj=7°C	COPd	x	-
Tj=12°C	COPd	x	-
Tj=bivalent temperature	COPd	x	-
Tj=operating limit	COPd	x	-
Tj=-15°C	COPd	x	-

Bivalent temperature			
heating/Average	Tbiv	-7	°C
heating/Warmer	Tbiv	x	°C
heating/Colder	Tbiv	x	°C

Operating limit temperature			
heating/Average	Tol	-10	°C
heating/Warmer	Tol	x	°C
heating/Colder	Tol	x	°C

Cycling interval capacity			
for cooling	Pcycc	x	kW
for heating	Pcyh	x	kW
Degradation co-efficient cooling	Cdc	0.25	-

Cycling interval efficiency			
for cooling	EERcyc	x	-
for heating	COPcyc	x	-
Degradation co-efficient heating	Cdh	0.25	-

Electric power input in power modes other than 'active mode'			
off mode	POFF	13	W
standby mode	PSB	13	W
thermostat - off mode	PTO(c/h)	70	W
crankcase heater mode	PCK	0	W

Annual electricity consumption			
cooling	QCE	335	kWh/a
heating/Average	QHE	1569	kWh/a
heating/Warmer	QHE	x	kWh/a
heating/Colder	QHE	x	kWh/a

Capacity control (indicate one of three options)	
fixed	N
staged	N
variable	Y

Other items			
Sound power level (indoor/outdoor)	LWA	55/65	dB(A)
Global warming potential	GWP	1975	kgCO ₂ eq
Rated air flow (indoor/outdoor)	-	1260/2454	m ³ /h

Contact details for obtaining more information	Name and address of the manufacturer or of its authorized representative.
--	---

(* This information is based on the "product information requirement" in COMMISSION REGULATION (EU) No206/2012.

TECHNICAL DOCUMENTATION (1)

PACKAGED AIR CONDITIONER	INDOOR MODEL	PEAD-RP60JALQ	250H1100W732D (mm)
	OUTDOOR MODEL	SUZ-KA60VA6	880H840W330D (mm)

Function	
cooling	Y
heating	Y


The heating season	
Average (mandatory)	Y
Warmer (if designated)	N
Colder (if designated)	N

Capacity control	
fixed	N
staged	N
variable	Y

Item	symbol	value	unit
Seasonal efficiency (2)			
cooling	SEER	5.9	-
heating/Average	SCOP/A	4.0	-
heating/Warmer	SCOP/W	x	-
heating/Colder	SCOP/C	x	-

Energy efficiency class			
cooling	SEER	A+	-
heating/Average	SCOP/A	A+	-
heating/Warmer	SCOP/W	x	-
heating/Colder	SCOP/C	x	-

Other items			
Sound power level (indoor/outdoor)	LWA	55/65	dB(A)
Refrigerant	-	R410A	-
Global warming potential	GWP	1975	kgCO2eq.

identification and signature of the person empowered to bind the supplier	 <hr style="width: 50%; margin: 0 auto;"/> Akira Hidaka Department Manager, Quality Assurance Department MITSUBISHI ELECTRIC CONSUMER PRODUCTS (THAILAND) CO.,LTD
---	--

(1) This information is based on COMMISSION DELEGATED REGULATION (EU)No626/2011.

(2) SEER/SCOP values are measured based on FprEN 14825:2011: Testing and rating at part load conditions and calculation of seasonal performanc