



# ENERG

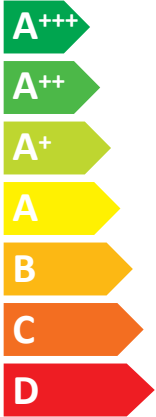
енергия · ενεργεια



Model Indoor unit  
Outdoor unit

**SEZ-KD60VAQ**  
**SUZ-KA60VA5**

SEER



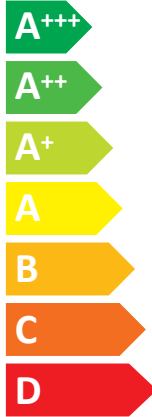
**A**

kW 5,6

SEER 5,2

kWh/annum 376

SCOP



**A+**

kW X 5,5 X

SCOP X 4,1 X

kWh/annum X 1878 X



**58dB**



**65dB**



ENERGIA · ЕНЕРГИЯ · ΕΝΕΡΓΕΙΑ · ENERGIJA · ENERGY · ENERGIE · ENERGI

626/2011





**PRODUCT INFORMATION (\*)**

PACKAGED AIR CONDITIONER	INDOOR MODEL	SEZ-KD60VAQ / SEZ-KD60VAL
	OUTDOOR MODEL	SUZ-KA60VA5

Function (indicate if present)		If function includes heating: Indicate the heating season the information relates to. Indicated values should relate to one heating season at a time. Include at least the heating season	
cooling	Y	Average (mandatory)	Y
heating	Y	Warmer (if designated)	N
		Colder (if designated)	N

Item	symbol	value	unit
<b>Design load</b>			
cooling	Pdesignc	5.6	kW
heating/Average	Pdesignh	5.5	kW
heating/Warmer	Pdesignh	x	kW
heating/Colder	Pdesignh	x	kW

Item	symbol	value	unit
<b>Seasonal efficiency</b>			
cooling	SEER	5.2	-
heating/Average	SCOP/A	4.1	-
heating/Warmer	SCOP/W	x	-
heating/Colder	SCOP/C	x	-

<b>Declared capacity for cooling, at indoor temperature 27(19)°C and outdoor temperature Tj</b>			
Tj=35°C	Pdc	5.6	kW
Tj=30°C	Pdc	4.1	kW
Tj=25°C	Pdc	2.6	kW
Tj=20°C	Pdc	2.5	kW

<b>Declared energy efficiency ratio, at indoor temperature 27(19)°C and outdoor temperature Tj</b>			
Tj=35°C	EERd	3.2	-
Tj=30°C	EERd	4.6	-
Tj=25°C	EERd	7.0	-
Tj=20°C	EERd	8.0	-

<b>Declared capacity for heating/Average season, at indoor temperature 20°C and outdoor temperature Tj</b>			
Tj=-7°C	Pdh	4.8	kW
Tj=2°C	Pdh	2.9	kW
Tj=7°C	Pdh	2.4	kW
Tj=12°C	Pdh	2.7	kW
Tj=bivalent temperature	Pdh	4.8	kW
Tj=operating limit	Pdh	4.5	kW

<b>Declared coefficient of performance/Average season, at indoor temperature 20°C and outdoor temperature Tj</b>			
Tj=-7°C	COPd	2.8	-
Tj=2°C	COPd	4.2	-
Tj=7°C	COPd	5.4	-
Tj=12°C	COPd	6.1	-
Tj=bivalent temperature	COPd	2.8	-
Tj=operating limit	COPd	2.1	-

<b>Declared capacity for heating/Warmer season, at indoor temperature 20°C and outdoor temperature Tj</b>			
Tj=2°C	Pdh	x	kW
Tj=7°C	Pdh	x	kW
Tj=12°C	Pdh	x	kW
Tj=bivalent temperature	Pdh	x	kW
Tj=operating limit	Pdh	x	kW

<b>Declared coefficient of performance/Warmer season, at indoor temperature 20°C and outdoor temperature Tj</b>			
Tj=2°C	COPd	x	-
Tj=7°C	COPd	x	-
Tj=12°C	COPd	x	-
Tj=bivalent temperature	COPd	x	-
Tj=operating limit	COPd	x	-

<b>Declared capacity for heating/Colder season, at indoor temperature 20°C and outdoor temperature Tj</b>			
Tj=-7°C	Pdh	x	kW
Tj=2°C	Pdh	x	kW
Tj=7°C	Pdh	x	kW
Tj=12°C	Pdh	x	kW
Tj=bivalent temperature	Pdh	x	kW
Tj=operating limit	Pdh	x	kW
Tj=-15°C	Pdh	x	kW

<b>Declared coefficient of performance/Colder season, at indoor temperature 20°C and outdoor temperature Tj</b>			
Tj=-7°C	COPd	x	-
Tj=2°C	COPd	x	-
Tj=7°C	COPd	x	-
Tj=12°C	COPd	x	-
Tj=bivalent temperature	COPd	x	-
Tj=operating limit	COPd	x	-
Tj=-15°C	COPd	x	-

<b>Bivalent temperature</b>			
heating/Average	Tbiv	-7	°C
heating/Warmer	Tbiv	x	°C
heating/Colder	Tbiv	x	°C

<b>Operating limit temperature</b>			
heating/Average	Tol	-10	°C
heating/Warmer	Tol	x	°C
heating/Colder	Tol	x	°C

<b>Cycling interval capacity</b>			
for cooling	Pcycc	x	kW
for heating	Pcyhc	x	kW
Degradation co-efficient cooling	Cdc	0.25	-

<b>Cycling interval efficiency</b>			
for cooling	EERcyc	x	-
for heating	COPcyc	x	-
Degradation co-efficient heating	Cdh	0.25	-

<b>Electric power input in power modes other than 'active mode'</b>			
off mode	POFF	9	W
standby mode	PSB	9	W
thermostat - off mode	PTO(c/h)	85	W
crankcase heater mode	PCK	0	W

<b>Annual electricity consumption</b>			
cooling	QCE	376	kWh/a
heating/Average	QHE	1878	kWh/a
heating/Warmer	QHE	x	kWh/a
heating/Colder	QHE	x	kWh/a

<b>Capacity control (indicate one of three options)</b>	
fixed	N
staged	N
variable	Y

<b>Other items</b>			
Sound power level (indoor/outdoor)	LWA	58/65	dB(A)
Global warming potential	GWP	1975	kgCO2eq
Rated air flow (indoor/outdoor)	-	1080/2454	m3/h

Contact details for obtaining more information	Name and address of the manufacturer or of its authorized representative.
--	---

(\*) This information is based on the "product information requirement" in COMMISSION REGULATION (EU) No206/2012.

<b>TECHNICAL DOCUMENTATION <sup>(1)</sup></b>
---

PACKAGED AIR CONDITIONER	INDOOR MODEL	SEZ-KD60VAQ / SEZ-KD60VAL	200H1190W700D (mm)
	OUTDOOR MODEL	SUZ-KA60VA5	880H840W330D (mm)

Function	
cooling	Y
heating	Y


The heating season	
Average (mandatory)	Y
Warmer (if designated)	N
Colder (if designated)	N

Capacity control	
fixed	N
staged	N
variable	Y

Item	symbol	value	unit
Seasonal efficiency <sup>(2)</sup>			
cooling	SEER	5.2	-
heating/Average	SCOP/A	4.1	-
heating/Warmer	SCOP/W	x	-
heating/Colder	SCOP/C	x	-

Energy efficiency class			
cooling	SEER	A	-
heating/Average	SCOP/A	A+	-
heating/Warmer	SCOP/W	x	-
heating/Colder	SCOP/C	x	-

Other items			
Sound power level (indoor/outdoor)	LWA	58/65	dB(A)
Refrigerant	-	R410A	-
Global warming potential	GWP	1975	kgCO <sub>2</sub> eq.

identification and signature of the person empowered to bind the supplier	 <hr style="width: 40%; margin: 0 auto;"/> Tomoyuki Miwa Department Manager, Quality Assurance Department MITSUBISHI ELECTRIC CONSUMER PRODUCTS (THAILAND) CO.,LTD
---	---

(1) This information is based on COMMISSION DELEGATED REGULATION (EU)No626/2011.  
 (2) SEER/SCOP values are measured based on FprEN 14825:2011: Testing and rating at part load conditions and calculation of seasonal performanc