



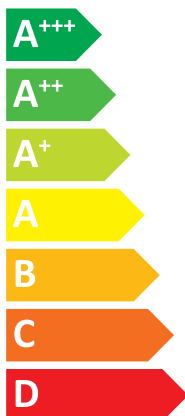
# ENERG

енергия · ενεργεια

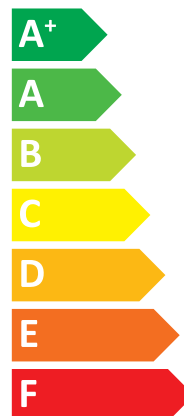
Y IJA  
IE IA



Indoor unit ERST17/20D-\*\*\*\*D  
Outdoor unit SUZ-SHWM40VAH(-SC)



A++



A+



41 dB



58 dB



05 kW  
05 kW  
04 kW

1SPACE HEATER		For medium-temperature application															For low-temperature application														
1	2	3	6	8	11	9	13	15	16	21	22	17	18	25	4	6	8	11	9	13	15	16	21	22	17	18	25				
Outdoor unit	Indoor unit	Medium-temperature application															Low-temperature application														
		Seasonal space heating energy efficiency class	Rated heat output under average climate conditions	Seasonal space heating energy efficiency class	Rated heat output under average climate conditions	For space heating, annual energy consumption under average climate conditions	For water heating, annual energy consumption under average climate conditions	Sound power level L <sub>WA</sub> , indoor	Rated heat output under colder climate conditions	Seasonal space heating energy efficiency class	Rated heat output under warmer climate conditions	Seasonal space heating energy efficiency class	Rated heat output under average climate conditions	For space heating, annual energy consumption under average climate conditions	For water heating, annual energy consumption under average climate conditions	Sound power level L <sub>WA</sub> , outdoor	Seasonal space heating energy efficiency class	Rated heat output under average climate conditions	Seasonal space heating energy efficiency class	Rated heat output under average climate conditions	For space heating, annual energy consumption under average climate conditions	For water heating, annual energy consumption under average climate conditions	Sound power level L <sub>WA</sub> , indoor	Rated heat output under colder climate conditions	Seasonal space heating energy efficiency class	Rated heat output under warmer climate conditions	Seasonal space heating energy efficiency class	Rated heat output under average climate conditions	For space heating, annual energy consumption under average climate conditions	For water heating, annual energy consumption under average climate conditions	Sound power level L <sub>WA</sub> , outdoor
		✓	A++	4	130	2230	41	3	3	112	168	2916	937	57	✓	A+++	4	191	1706	41	3	3	149	235	2077	675	57				
SUZ-SWM30VA	EHSD-****D ERSD-****D	✓	A++	4	133	2193	41	3	3	113	177	2894	893	57	✓	A+++	4	195	1670	41	3	3	151	251	2055	630	57				
SUZ-SHWM30VAH	EHSD-****D ERSD-****D	✓	A+	4	124	2347	41	4	3	104	167	3307	940	57	✓	A+++	4	180	1802	41	4	3	138	237	2521	668	57				
SUZ-SWM40VA2(-SC)	EHSD-****D ERSD-****D	✓	A++	4	126	2311	41	4	3	105	176	3285	896	57	✓	A+++	4	184	1766	41	4	3	139	254	2499	624	57				
SUZ-SWM40VA2(-SC)	EHSD-****D ERSD-****D	✓	A++	5	133	2735	41	4	4	114	175	3722	1204	57	✓	A+++	5	196	1954	41	4	4	151	246	2815	858	57				
SUZ-SHWM40VAH(-SC)	EHSD-****D ERSD-****D	✓	A++	5	135	2699	41	4	4	114	181	3699	1159	57	✓	A+++	5	200	1918	41	4	4	152	260	2793	814	57				
SUZ-SHWM40VAH(-SC)	EHSD-****D ERSD-****D	✓	A+	5	124	2994	41	5	4	102	161	4711	1305	58	✓	A++	5	172	2366	41	5	4	145	242	3328	872	58				
SUZ-SHWM40VAH(-SC)	EHSD-****D ERSD-****D	✓	A++	5	126	2939	41	5	4	102	170	4678	1239	58	✓	A+++	5	176	2311	41	5	4	147	262	3295	806	58				
SUZ-SWM60VA2(-SC)	EHSD-****D ERSD-****D	✓	A++	6	134	3615	41	5	6	106	170	4534	1854	60	✓	A+++	6	185	2681	41	5	6	155	257	3121	1231	60				
SUZ-SWM60VA2(-SC)	EHSD-****D ERSD-****D	✓	A++	6	136	3560	41	5	6	107	176	4501	1787	60	✓	A+++	6	189	2626	41	5	6	157	272	3088	1165	60				
SUZ-SHWM60VAH(-SC)	EHSD-****D ERSD-****D	✓	A++	6	126	3850	41	6	6	100	167	5265	1884	60	✓	A+++	6	175	2838	41	6	6	147	230	3616	1378	60				
SUZ-SHWM60VAH(-SC)	EHSD-****D ERSD-****D	✓	A++	6	128	3794	41	6	6	101	173	5231	1818	60	✓	A+++	6	178	2783	41	6	6	148	241	3583	1312	60				
SUZ-SWM80VA2	EHSD-****D ERSD-****D	✓	A++	7	133	4262	41	6	8	105	171	5035	2305	60	✓	A+++	7	183	2929	41	6	8	146	234	3830	1693	60				
SUZ-SWM80VA2	EHSD-****D ERSD-****D	✓	A++	7	135	4207	41	6	8	105	176	5002	2239	60	✓	A+++	7	187	2874	41	6	8	148	243	3797	1626	60				
SUZ-SWM80VAH2	EHSD-****D ERSD-****D	✓	A++	7	128	4401	41	6	8	99	170	5311	2311	60	✓	A+++	7	175	3070	41	6	8	138	233	4101	1699	60				
SUZ-SWM80VAH2	EHSD-****D ERSD-****D	✓	A++	7	130	4346	41	6	8	100	176	5278	2244	60	✓	A+++	7	178	3015	41	6	8	138	242	4068	1633	60				
SUZ-SWM100VA	EHSD-****D ERSD-****D	✓	A++	8	133	4567	41	6	9	104	175	5054	2558	62	✓	A+++	8	179	3548	41	7	9	144	229	4484	2071	62				
SUZ-SWM100VA	EHSD-****D ERSD-****D	✓	A++	8	134	4512	41	6	9	105	179	5021	2491	62	✓	A+++	8	182	3492	41	7	9	145	237	4451	2005	62				
SUZ-SWM100VAH	EHSD-****D ERSD-****D	✓	A++	8	127	4758	41	6	9	100	175	5273	2559	62	✓	A++	8	174	3640	41	7	9	137	230	4704	2063	62				
SUZ-SWM100VAH	EHSD-****D ERSD-****D	✓	A++	8	129	4703	41	6	9	100	179	5240	2493	62	✓	A+++	8	177	3585	41	7	9	138	238	4671	1997	62				

COMBINATION HEATER		For medium-temperature application																									For low-temperature application																								
1	2	3	5	6	7	8	9	10	11	12	13	14	15	16	17	18	19	20	21	22	23	24	25	4	5	6	7	8	9	10	11	12	13	14	15	16	17	18	19	20	21	22	23	24	25						
Outdoor unit	Indoor unit	Medium-temperature application																									Low-temperature application																								
		Medium-temperature application																									Low-temperature application																								
		Medium-temperature application																									Low-temperature application																								
		Medium-temperature application																									Low-temperature application																								
		Medium-temperature application																									Low-temperature application																								
		Medium-temperature application																									Low-temperature application																								
		Medium-temperature application																									Low-temperature application																								
		Medium-temperature application																									Low-temperature application																								
		Medium-temperature application																									Low-temperature application																								
		Medium-temperature application																									Low-temperature application																								
		Medium-temperature application																									Low-temperature application																								
		Medium-temperature application																									Low-temperature application																								
		Medium-temperature application																									Low-temperature application																								
		Medium-temperature application																									Low-temperature application																								
		Medium-temperature application																									Low-temperature application																								
		Medium-temperature application																									Low-temperature application																								
		Medium-temperature application																									Low-temperature application																								
		Medium-temperature application																									Low-temperature application																								
		Medium-temperature application																									Low-temperature application																								
		Medium-temperature application																									Low-temperature application																								
		Medium-temperature application																									Low-temperature application																								
		Medium-temperature application																									Low-temperature application																								
		Medium-temperature application																									Low-temperature application																								
		Medium-temperature application																									Low-temperature application																								
		Medium-temperature application																									Low-temperature application																								
		Medium-temperature application																									Low-temperature application																								
		Medium-temperature application																									Low-temperature application																								
		Medium-temperature application																									Low-temperature application																								
		Medium-temperature application																									Low-temperature application																								
		Medium-temperature application																									Low-temperature application																								
		Medium-temperature application																									Low-temperature application																								
		Medium-temperature application																									Low-temperature application																								
		Medium-temperature application																									Low-temperature application																								
		Medium-temperature application																									Low-temperature application																								
		Medium-temperature application																									Low-temperature application																								
		Medium-temperature application																									Low-temperature application																								
		Medium-temperature application																									Low-temperature application																								
		Medium-temperature application																									Low-temperature application																								
		Medium-temperature application																									Low-temperature application																								
		Medium-temperature application																									Low-temperature application																								
		Medium-temperature application																									Low-temperature application																								
		Medium-temperature application																									Low-temperature application																								
		Medium-temperature application																									Low-temperature application																								
		Medium-temperature application																									Low-temperature application																								
		Medium-temperature application																									Low-temperature application																								
		Medium-temperature application																									Low-temperature application																								
		Medium-temperature application																									Low-temperature application																								
		Medium-temperature application																									Low-temperature application																								
		Medium-temperature application																									Low-temperature application																								
		Medium-temperature application																									Low-temperature application																								
		Medium-temperature application																									Low-temperature application																								
		Medium-temperature application																									Low-temperature application																								
		Medium-temperature application																									Low-temperature application																								
		Medium-temperature application																									Low-temperature application																								
		Medium-temperature application																									Low-temperature application																								
		Medium-temperature application																									Low-temperature application																								
		Medium-temperature application																									Low-temperature application																								
		Medium-temperature application																									Low-temperature application																								
		Medium-temperature application																									Low-temperature application																								
		Medium-temperature application																									Low-temperature application																								
		Medium-temperature application																									Low-temperature application																								
		Medium-temperature application																									Low-temperature application																								
		Medium-temperature application																									Low-temperature application																								
		Medium-temperature application																									Low-temperature application																								
		Medium-temperature application																									Low-temperature application																								
		Medium-temperature application																									Low-temperature application																								
		Medium-temperature application																									Low-temperature application																								
		Medium-temperature application																									Low-temperature application																								
		Medium-temperature application																									Low-temperature application																								
		Medium-temperature application																									Low-temperature application																								
		Medium-temperature application																									Low-temperature application																								
		Medium-temperature application																									Low-temperature application																								
		Medium-temperature application																									Low-temperature application																								
		Medium-temperature application																									Low-temperature application																								
		Medium-temperature application																									Low-temperature application																								
		Medium-temperature application																									Low-temperature application																								
		Medium-temperature application																									Low-temperature application																								
		Medium-temperature application																									Low-temperature application																								
		Medium-temperature application																									Low-temperature application																								
		Medium-temperature application																									Low-temperature application																								
		Medium-temperature application																									Low-temperature application																								
		Medium-temperature application																									Low-temperature application																								
		Medium-temperature application																									Low-temperature application																								
		Medium-temperature application																									Low-temperature application																								
		Medium-temperature application																									Low-temperature application																								
		Medium-temperature application																									Low-temperature application																								
		Medium-temperature application																									Low-temperature application																								
		Medium-temperature application																									Low-temperature application																								
		Medium-temperature application																									Low-temperature application																								
		Medium-temperature application																									Low-temperature application																								
		Medium-temperature application																									Low-temperature application																								
		Medium-temperature application																									Low-temperature application																								
		Medium-temperature application																									Low-temperature application																								
		Medium-temperature application																									Low-temperature application																								
		Medium-temperature application																									Low-temperature application																								
		Medium-temperature application																									Low-temperature application																								
		Medium-temperature application																									Low-temperature application																								
		Medium-temperature application																									Low-temperature application																								
		Medium-temperature application																									Low-temperature application																								
		Medium-temperature application																									Low-temperature application																								
		Medium-temperature application																									Low-temperature application																								
		Medium-temperature application																									Low-temperature application																								
		Medium-temperature application																									Low-temperature application																								
		Medium-temperature application																									Low-temperature application																								
		Medium-temperature application																									Low-temperature application																								
		Medium-temperature application																									Low-temperature application																								
		Medium-temperature application																									Low-temperature application																								
		Medium-temperature application																									Low-temperature application																								
		Medium-temperature application																									Low-temperature application																								
		Medium-temperature application																									Low-temperature application																								
		Medium-temperature application																									Low-temperature application																								
		Medium-temperature application																									Low-temperature application																								
		Medium-temperature application																									Low-temperature application																								
		Medium-temperature application																									Low-temperature application																								
		Medium-temperature application																									Low-temperature application																								
		Medium-temperature application																									Low-temperature application																								
		Medium-temperature application																									Low-temperature application																								
		Medium-temperature application																									Low-temperature application																								
		Medium-temperature application																									Low-temperature application																								
		Medium-temperature application																									Low-temperature application																								
		Medium-temperature application																									Low-																								

	English Nederlands suomi	Deutsch Svenska Čeština	Français Dansk Български	Italiano Português Polski	Español Ελληνικά -
1	Outdoor unit buitenunit Ulkoyksikkö	Außengerät Utomhusenhet Venkovní jednotka	unité extérieure Udendørs enhed Външно тяло	unità esterna unidade exterior jednostka zewnętrzna	unidad exterior Εξωτερική μονάδα -
2	Indoor unit binnenunit Sisäyksikkö	Innengerät Inomhusenhet Vnitřní jednotka	unité intérieure Indendørs enhed Вътрешно тяло	unità interna unidade interior jednostka wewnętrzna	unidad interior Εσωτερική μονάδα -
3	Medium-temperature application middentemperatuur-toepassing keskilämpötilan sovellus	Mitteltemperaturanwendung mediumtemperaturlaplikation střednéteplotní aplikace	l'application à moyenne température middeltemperatuuravendelsen среднотемпературното приложение	le applicazioni a media temperatura a aplicação a média temperatura zastosowania w średnich temperaturach	la aplicación de media temperatura η εφαρμογή σε μέση θερμοκρασία -
4	Low-temperature application lagetemperatuur-toepassing matalanlämpötilan sovellus	Niedertemperaturanwendung lågtemperaturlaplikation nízkoteplotní aplikace	l'application à basse température lavtemperatuuravendelsen нискотемпературни приложения	le applicazioni a bassa temperatura a aplicação a baixa temperatura zastosowania w niskich temperaturach	la aplicación de baja temperatura η εφαρμογή σε χαμηλή θερμοκρασία -
5	Declared load profile Opgegeven capaciteitsprofiel Ilmoitettu kuormitusprofiili	Angegebenes Lastprofil Deklarerad belastningsprofil Deklarovaný zátěžový profil	Profil de soultirage déclaré Angivet forbrugsprofil Объявен товаров профил	Profilo di carico dichiarato Perfil de carga declarado Deklarowany profil obciążen	Perfil de carga declarado Δηλωμένο προφίλ φορτίου -
6	Seasonal space heating energy efficiency class de seizoengebonden energie-efficiëntieklasse voor ruimteverwarming tilalämmityksen kausittainen energiatehokkuusluokka	die Klasse für die jahreszeitbedingte Raumheizungs-Energieeffizienz säsongsbaserade energieeffektivitetsklass vid rumsuppvärmning třída sezonní energetické účinnosti vytápění	la classe d'efficacité énergétique saisonnière, pour le chauffage des locaux klassen for årsvirkningsgrad ved rumopvarmning класът на сезонната отоплителна енергийна ефективност	la classe di efficienza energetica stagionale del riscaldamento d'ambiente A classe de eficiência energética do aquecimento ambiente sazonal klasa sezonowej efektywności energetycznej ogrzewania pomieszczeń	la clase de eficiencia energética estacional de calefacción η τάξη ενεργειακής απόδοσης της εποχιακής θέρμανσης χώρου -
7	Water heating energy efficiency class de energie-efficiëntieklasse voor waterverwarming vedenlämmityksen energiatehokkuusluokka	die Klasse für die Warmwasserbereitungs-Energieeffizienz energieeffektivitetsklass vid vattenuppvärmning třída energetické účinnosti ohřevu vody	la classe d'efficacité énergétique, pour le chauffage de l'eau klassen for årsvirkningsgrad ved vandopvarmning класът на енергийната ефективност при подграване на вода	la classe di efficienza energetica del riscaldamento dell'acqua A classe de eficiência energética do aquecimento de água klasa efektywności energetycznej podgrzewania wody	la clase de eficiencia energética del caldeo de agua η τάξη ενεργειακής απόδοσης θέρμανσης νερού -
8	Rated heat output under average climate conditions de nominale warmteafgifte(onder gemiddelde klimaatomstandigheden) nimellislämpöteho(keskimääräisissä ilmastoloosuhteissa)	die Wärmenenleistung bei durchschnittlichen Klimaverhältnissen Den nominella avgivna värmeeffekten(under genomsnittliga klimatförhållanden) jmenovitě tepelný výkon(za průměrných klimatických podmínek)	la puissance thermique nominale dans les conditions climatiques moyennes den nominelle nytteeffekt(under gennemsnitlige klimaforhold) номиналната топлинна мощност(при средни климатични условия)	la potenza termica nominale(in condizioni climatiche medie) A potência calorífica nominal(em condições climáticas médias) znacznoscwa moc cieplna(w warunkach klimatu umiarkowanego)	la potencia calorífica nominal(en condiciones climáticas medias) η ονομαστική θερμική ισχύς(υπό μέσες κλιματικές συνθήκες) -
9	For space heating, annual energy consumption under average climate conditions voor ruimteverwarming, het jaarlijkse energieverbruik(onder gemiddelde klimaatomstandigheden) tilalämmityksestä vuotuinen energiankulutus(keskimääräisissä ilmastoloosuhteissa)	für die Raumheizung, den jährlichen Energieverbrauch bei durchschnittlichen Klimaverhältnissen För rumsuppvärmning, årlig energiförbrukning(vid genomsnittliga klimatförhållanden) pro vytápění – roční spotřeba energie za průměrných klimatických podmínek	pour le chauffage des locaux, la consommation annuelle d'énergie(dans les conditions climatiques moyennes) for rumopvarmning det årlige energiforbrug(under gennemsnitlige klimaforhold) за отопление, годишното потребление на енергия(при средни климатични условия)	per il riscaldamento d'ambiente, il consumo annuo di energia(in condizioni climatiche medie) Para o aquecimento ambiente, o consumo anual de energia(em condições climáticas médias) w odniesieniu do ogrzewania pomieszczeń, roczne zużycie energii(w warunkach klimatu umiarkowanego)	para calentar espacios, el consumo anual de energia(en condiciones climáticas medias) για τη θέρμανση χώρου, η ετήσια κατανάλωση ενέργειας(υπό μέσες κλιματικές συνθήκες) -
10	For water heating, annual electricity consumption under average climate conditions voor waterverwarming, het jaarlijkse elektriciteitsverbruik(onder gemiddelde klimaatomstandigheden) vedenlämmityksestä vuotuinen sähkönkulutus(keskimääräisissä ilmastoloosuhteissa)	für die Warmwasserbereitung, den jährlichen Stromverbrauch bei durchschnittlichen Klimaverhältnissen För vattenuppvärmning, årlig elförbrukning(vid genomsnittliga klimatförhållanden) pro ohřevu vody – roční spotřeba elektrické energie za průměrných klimatických podmínek	pour le chauffage de l'eau, la consommation annuelle d'électricité(dans les conditions climatiques moyennes) for vandopvarmning det årlige elforbrug(under gennemsnitlige klimaforhold) за подграване на вода, годишното потребление(при средни климатични условия)	per il riscaldamento dell'acqua, il consumo annuo di energia(in condizioni climatiche medie) para o aquecimento de água, o consumo anual de eletricidade(em condições climáticas médias) w odniesieniu do podgrzewania wody, roczne zużycie energii elektrycznej(w warunkach klimatu umiarkowanego)	para calentar agua, el consumo anual de electricidad(en condiciones climáticas medias) για την θέρμανση νερού, η ετήσια κατανάλωση ηλεκτρικής ενέργειας(υπό μέσες κλιματικές συνθήκες) -
11	Seasonal space heating energy efficiency under average climate conditions de seizoengebonden energie-efficiëntie voor ruimteverwarming(onder gemiddelde klimaatomstandigheden) tilalämmityksen kausittainen energiatehokkuus(keskimääräisissä ilmastoloosuhteissa)	die jahreszeitbedingte Raumheizungs-Energieeffizienz bei durchschnittlichen Klimaverhältnissen Säsongsmedelverkningsgrad för rumsuppvärmning(vid genomsnittliga klimatförhållanden) sezonní energetická účinnost vytápění za průměrných klimatických podmínek	l'efficacité énergétique saisonnière pour le chauffage des locaux(dans les conditions climatiques moyennes) årsvirkningsgraden ved rumopvarmning(under gennemsnitlige klimaforhold) сезонната енергийна ефективност при отопление(при средни климатични условия)	l'efficienza energetica stagionale di riscaldamento d'ambiente(in condizioni climatiche medie) A eficiência energética do aquecimento ambiente sazonal(em condições climáticas médias) sezonowa efektywność energetyczna ogrzewania pomieszczeń(w warunkach klimatu umiarkowanego)	la eficiencia energética estacional de calefacción(en condiciones climáticas medias) η ενεργειακή απόδοση της εποχιακής θέρμανσης χώρου(υπό μέσες κλιματικές συνθήκες) -
12	Water heating energy efficiency under average climate conditions de energie-efficiëntie voor waterverwarming(onder gemiddelde klimaatomstandigheden) vedenlämmityksen energiatehokkuus(keskimääräisissä ilmastoloosuhteissa)	die Warmwasserbereitungs-Energieeffizienz bei durchschnittlichen Klimaverhältnissen Energieeffektivitet ved vattenuppvärmning(vid genomsnittliga klimatförhållanden) energetická účinnost ohřevu vody za průměrných klimatických podmínek	l'efficacité énergétique pour le chauffage de l'eau(dans les conditions climatiques moyennes) energieeffektiviteten ved vandopvarmning(under gennemsnitlige klimaforhold) енергийната ефективност при подграване на вода(при средни климатични условия)	l'efficienza energetica di riscaldamento dell'acqua(in condizioni climatiche medie) a eficiência energética do aquecimento de água(em condições climáticas médias) efektywność energetyczna podgrzewania wody(w warunkach klimatu umiarkowanego)	la eficiencia energética del caldeo de agua(en condiciones climáticas medias) η ενεργειακή απόδοση θέρμανσης νερού(υπό μέσες κλιματικές συνθήκες) -
13	Sound power level L <sub>WA</sub> indoor het geluidsvermogensniveau L <sub>WA</sub> binnen äänitehtaso L <sub>WA</sub> sisällä	der Schalleistungspegel L <sub>WA</sub> in Gebäuden Ljudeffektivnivå L <sub>WA</sub> i inomhus hladina akustického výkonu L <sub>WA</sub> ve vnitřním prostoru	le niveau de puissance acoustique L <sub>WA</sub> , à l'intérieur lydeeffektniveauet L <sub>WA</sub> i inde ниводо на звуковата мощност L <sub>WA</sub> на закрито	Il livello di potenza sonora L <sub>WA</sub> all'interno O nível de potência sonora L <sub>WA</sub> no interior poziom mocy akustycznej L <sub>WA</sub> w pomieszczeniu	el nivel de potencia acústica L <sub>WA</sub> en interiores η στάθμη ηχητικής ισχύος L <sub>WA</sub> εσωτερικού χώρου -
14	Work only during off-peak hours werken uitsluitend in de daluren toimimaan ainoastaan kuluushuipujen ulkopuolella	dass ein ausschließlicher Betrieb des Kombiheizgerätes zu Schwachlastzeiten drivas uteslutande under perioder med låg belastning provodu pouze mimo špičku	fonctionner qu'en heures creuses fungere uden for spidsbelastningsperioder работи само в часовете извън върховото натоварване	funzione soltanto durante le ore morte de funcionar unicamente fora das horas de pico pracować jedynie w godzinach poza szczytowym obciążeniem	funcionar solamente durante las horas de baja demanda λειτουργία μόνο εκτός των ωρών αιχμής -
15	Rated heat output under colder climate conditions de nominale warmteafgifte, onder koudere klimaatomstandigheden nimellislämpöteho, kylmissä ilmastoloosuhteissa	die Wärmenenleistung bei kälteren Klimaverhältnissen Nominell avgiven värmeeffekt vid kallare klimatförhållanden jmenovitě tepelný výkon za chladnějších klimatických podmínek	la puissance thermique nominale, dans les conditions climatiques plus froides den nominelle nytteeffekt under koldere klimaforhold номиналната топлинна мощност при по-студени климатични условия	la potenza termica nominale, in condizioni climatiche più fredde A potência calorífica nominal em condições climáticas mais frias znacznoscwa moc cieplna w warunkach klimatu chłodnego	la potencia calorífica nominal en condiciones climáticas más frías η ονομαστική θερμική ισχύς υπό ψυχρότερες κλιματικές συνθήκες -
16	Rated heat output under warmer climate conditions de nominale warmteafgifte, onder warmere klimaatomstandigheden nimellislämpöteho, lämpimissä ilmastoloosuhteissa	die Wärmenenleistung bei wärmeren Klimaverhältnissen Nominell avgiven värmeeffekt vid varmare klimatförhållanden jmenovitě tepelný výkon za teplejších klimatických podmínek	la puissance thermique nominale, dans les conditions climatiques plus chaudes den nominelle nytteeffekt under varmere klimaforhold номиналната топлинна мощност при по-топли климатични условия	la potenza termica nominale, in condizioni climatiche più calde A potência calorífica nominal em condições climáticas mais quentes znacznoscwa moc cieplna w warunkach klimatu ciepłego	la potencia calorífica nominal en condiciones climáticas más cálidas η ονομαστική θερμική ισχύς υπό θερμότερες κλιματικές συνθήκες -
17	For space heating, annual energy consumption under colder climate conditions voor ruimteverwarming, het jaarlijkse energieverbruik onder koudere klimaatomstandigheden tilalämmityksestä vuotuinen energiankulutus kylmissä ilmastoloosuhteissa	für die Raumheizung, der jährliche Energieverbrauch bei kälteren Klimaverhältnissen För rumsuppvärmning, årlig energiförbrukning under kallare klimatförhållanden pro vytápění – roční spotřeba energie za chladnější klimatických podmínek	pour le chauffage des locaux, la consommation annuelle d'énergie, dans les conditions climatiques plus froides for rumopvarmning det årlige energiforbrug under koldere klimaforhold за отопление, годишното потребление на енергия при по-студени климатични условия	per il riscaldamento d'ambiente, il consumo annuo di energia, in condizioni climatiche più fredde Para o aquecimento ambiente, o consumo anual de energia em condições climáticas mais frias w odniesieniu do ogrzewania pomieszczeń, roczne zużycie energii w warunkach klimatu chłodnego	para calentar espacios, el consumo anual de energia en condiciones climáticas más frías για θέρμανση χώρου, η ετήσια κατανάλωση ενέργειας υπό ψυχρότερες κλιματικές συνθήκες -
18	For space heating, annual energy consumption under warmer climate conditions voor ruimteverwarming, het jaarlijkse energieverbruik onder warmere klimaatomstandigheden tilalämmityksestä vuotuinen energiankulutus lämpimissä ilmastoloosuhteissa	für die Raumheizung, der jährliche Energieverbrauch bei wärmeren Klimaverhältnissen För rumsuppvärmning, årlig energiförbrukning under varmare klimatförhållanden pro vytápění – roční spotřeba energie za teplejších klimatických podmínek	pour le chauffage des locaux, la consommation annuelle d'énergie, dans les conditions climatiques plus chaudes for rumopvarmning det årlige energiforbrug under varmere klimaforhold за отопление, годишното потребление на енергия при по-топли климатични условия	per il riscaldamento d'ambiente, il consumo annuo di energia, in condizioni climatiche più calde Para o aquecimento ambiente, o consumo anual de energia em condições climáticas mais quentes w odniesieniu do ogrzewania pomieszczeń, roczne zużycie energii w warunkach klimatu ciepłego	para calentar espacios, el consumo anual de energia en condiciones climáticas más cálidas για θέρμανση χώρου, η ετήσια κατανάλωση ενέργειας υπό θερμότερες κλιματικές συνθήκες -
19	For water heating, annual energy consumption under colder climate conditions voor waterverwarming, het jaarlijkse elektriciteitsverbruik onder koudere klimaatomstandigheden vedenlämmityksestä vuotuinen sähkönkulutus kylmissä ilmastoloosuhteissa	für die Warmwasserbereitung, der jährliche Stromverbrauch bei kälteren Klimaverhältnissen För vattenuppvärmning, årlig elförbrukning under kallare klimatförhållanden pro ohřevu vody – roční spotřeba elektrické energie za chladnějších klimatických podmínek	pour le chauffage de l'eau, la consommation annuelle d'électricité, dans les conditions climatiques plus froides for vandopvarmning det årlige elforbrug under koldere klimaforhold за подграване на вода, годишното потребление на електроенергия при по-студени климатични условия	per il riscaldamento dell'acqua, il consumo annuo di energia, in condizioni climatiche più fredde para o aquecimento de água, o consumo anual de eletricidade em condições climáticas mais frias w odniesieniu do podgrzewania wody, roczne zużycie energii elektrycznej w warunkach klimatu chłodnego	para calentar agua, el consumo anual de electricidad en condiciones climáticas más frías για θέρμανση νερού, η ετήσια κατανάλωση ηλεκτρικής ενέργειας υπό ψυχρότερες κλιματικές συνθήκες -
20	For water heating, annual energy consumption under warmer climate conditions voor waterverwarming, het jaarlijkse elektriciteitsverbruik onder warmere klimaatomstandigheden vedenlämmityksestä vuotuinen sähkönkulutus lämpimissä ilmastoloosuhteissa	für die Warmwasserbereitung, der jährliche Stromverbrauch bei wärmeren Klimaverhältnissen För vattenuppvärmning, årlig elförbrukning under varmare klimatförhållanden pro ohřevu vody – roční spotřeba elektrické energie za teplejších klimatických podmínek	pour le chauffage de l'eau, la consommation annuelle d'électricité, dans les conditions climatiques plus chaudes for vandopvarmning det årlige elforbrug under varmere klimaforhold за подграване на вода, годишното потребление на електроенергия при по-топли климатични условия	per il riscaldamento dell'acqua, il consumo annuo di energia, in condizioni climatiche più calde para o aquecimento de água, o consumo anual de eletricidade em condições climáticas mais quentes w odniesieniu do podgrzewania wody, roczne zużycie energii elektrycznej w warunkach klimatu ciepłego	para calentar agua, el consumo anual de electricidad en condiciones climáticas más cálidas για θέρμανση νερού, η ετήσια κατανάλωση ηλεκτρικής ενέργειας υπό θερμότερες κλιματικές συνθήκες -
21	Seasonal space heating energy efficiency under colder climate conditions de seizoengebonden energie-efficiëntie voor ruimteverwarming onder koudere klimaatomstandigheden tilalämmityksen kausittainen energiatehokkuus kylmissä ilmastoloosuhteissa	die jahreszeitbedingte Raumheizungs-Energieeffizienz bei kälteren Klimaverhältnissen Säsongsmedelverkningsgrad för rumsuppvärmning under kallare klimatförhållanden sezonní energetická účinnost vytápění za chladnějších klimatických podmínek	l'efficacité énergétique saisonnière pour le chauffage des locaux, dans les conditions climatiques plus froides årsvirkningsgraden ved rumopvarmning under koldere klimaforhold сезонната енергийна ефективност при отопление при по-студени климатични условия	l'efficienza energetica stagionale di riscaldamento d'ambiente in condizioni climatiche più fredde A eficiência energética do aquecimento ambiente sazonal em condições climáticas mais frias sezonowa efektywność energetyczna ogrzewania pomieszczeń w warunkach klimatu chłodnego	la eficiencia energética estacional de calefacción en condiciones climáticas más frías η ενεργειακή απόδοση της εποχιακής θέρμανσης χώρου υπό ψυχρότερες κλιματικές συνθήκες -
22	Seasonal space heating energy efficiency under warmer climate conditions de seizoengebonden energie-efficiëntie voor ruimteverwarming onder warmere klimaatomstandigheden tilalämmityksen kausittainen energiatehokkuus lämpimissä ilmastoloosuhteissa	die jahreszeitbedingte Raumheizungs-Energieeffizienz bei wärmeren Klimaverhältnissen Säsongsmedelverkningsgrad för rumsuppvärmning under varmare klimatförhållanden sezonní energetická účinnost vytápění za teplejších klimatických podmínek	l'efficacité énergétique saisonnière pour le chauffage des locaux, dans les conditions climatiques plus chaudes årsvirkningsgraden ved rumopvarmning under varmere klimaforhold сезонната енергийна ефективност при отопление при по-топли климатични условия	l'efficienza energetica stagionale di riscaldamento d'ambiente in condizioni climatiche più calde A eficiência energética do aquecimento ambiente sazonal em condições climáticas mais quentes sezonowa efektywność energetyczna ogrzewania pomieszczeń w warunkach klimatu ciepłego	la eficiencia energética estacional de calefacción en condiciones climáticas más cálidas η ενεργειακή απόδοση της εποχιακής θέρμανσης χώρου υπό θερμότερες κλιματικές συνθήκες -
23	Water heating energy efficiency under colder climate conditions de energie-efficiëntie voor waterverwarming onder koudere klimaatomstandigheden vedenlämmityksen energiatehokkuus kylmissä ilmastoloosuhteissa	die Warmwasserbereitungs-Energieeffizienz bei kälteren Klimaverhältnissen Energieeffektivitet ved vattenuppvärmning under kallare klimatförhållanden energetická účinnost ohřevu vody za chladnějších klimatických podmínek	l'efficacité énergétique pour le chauffage de l'eau, dans les conditions climatiques plus froides energieeffektiviteten ved vandopvarmning under koldere klimaforhold енергийната ефективност при подграване на вода при по-студени климатични условия	l'efficienza energetica di riscaldamento dell'acqua in condizioni climatiche più fredde a eficiência energética do aquecimento de água em condições climáticas mais frias efektywność energetyczna podgrzewania wody w warunkach klimatu chłodnego	la eficiencia energética de caldeo de agua en condiciones climáticas más frías η ενεργειακή απόδοση της θέρμανσης νερού υπό ψυχρότερες κλιματικές συνθήκες -
24	Water heating energy efficiency under warmer climate conditions de energie-efficiëntie voor waterverwarming onder warmere klimaatomstandigheden vedenlämmityksen energiatehokkuus lämpimissä ilmastoloosuhteissa	die Warmwasserbereitungs-Energieeffizienz bei wärmeren Klimaverhältnissen Energieeffektivitet ved vattenuppvärmning under varmare klimatförhållanden energetická účinnost ohřevu vody za teplejších klimatických podmínek	l'efficacité énergétique pour le chauffage de l'eau, dans les conditions climatiques plus chaudes energieeffektiviteten ved vandopvarmning under varmere klimaforhold енергийната ефективност при подграване на вода при по-топли климатични условия	l'efficienza energetica di riscaldamento dell'acqua in condizioni climatiche più calde a eficiência energética do aquecimento de água em condições climáticas mais quentes efektywność energetyczna podgrzewania wody w warunkach klimatu ciepłego	la eficiencia energética de caldeo de agua en condiciones climáticas más cálidas η ενεργειακή απόδοση της θέρμανσης νερού υπό θερμότερες κλιματικές συνθήκες -
25	Sound power level L <sub>WA</sub> outdoor het geluidsvermogensniveau L <sub>WA</sub> buiten äänitehtaso L <sub>WA</sub> ulkona	der Schalleistungspegel L <sub>WA</sub> im Freien Ljudeffektivnivå L <sub>WA</sub> i utomhus hladina akustického výkonu L <sub>WA</sub> ve venkovním prostoru	le niveau de puissance acoustique L <sub>WA</sub> à l'extérieur lydeeffektniveauet L <sub>WA</sub> i ude ниводо на звуковата мощност L <sub>WA</sub> на открито	Il livello di potenza sonora L <sub>WA</sub> all'esterno O nível de potência sonora L <sub>WA</sub> no exterior poziom mocy akustycznej L <sub>WA</sub> na zewnątrz	el nivel de potencia acústica L <sub>WA</sub> en exteriores η στάθμη ηχητικής ισχύος L <sub>WA</sub> εξωτερικού χώρου -




PRODUCT INFORMATION / TECHNICAL DOCUMENTATION

Model(s):	Outdoor unit:	SUZ-SHWM40VAH(-SC)
	Indoor unit:	ERST17D-****D
Air-to-water heat pump:	yes	
Water-to-water heat pump:	no	
Brine-to-water heat pump:	no	
Low-temperature heat pump:	no	
Equipped with a supplementary heater:	yes	
Heat pump combination heater:	yes	
Parameters for	medium-temperature application.	
Parameters for	average climate conditions.	

Item	Symbol	Value	Unit	Item	Symbol	Value	Unit			
Rated heat output (*)	Prated	4.6	kW	Seasonal space heating energy efficiency	ηs	126	%			
Declared capacity for heating for part load at indoor temperature 20 °C and outdoor temperature Tj				Declared coefficient of performance or primary energy ratio for part load at indoor temperature 20 °C and outdoor temperature Tj						
Tj = - 7 °C	Pdh	4.1	kW	Tj = - 7 °C	COPd	2.14	-			
Degradation co-efficient (**)	Cdh	0.99	-							
Tj = + 2 °C	Pdh	2.8	kW	Tj = + 2 °C	COPd	2.91	-			
Degradation co-efficient (**)	Cdh	0.98	-							
Tj = + 7 °C	Pdh	2.6	kW	Tj = + 7 °C	COPd	4.62	-			
Degradation co-efficient (**)	Cdh	0.97	-							
Tj = +12 °C	Pdh	3.0	kW	Tj = +12 °C	COPd	7.16	-			
Degradation co-efficient (**)	Cdh	0.96	-							
Tj = bivalent temperature	Pdh	4.6	kW	Tj = bivalent temperature	COPd	1.66	-			
Tj = operation limit temperature (***)	Pdh	4.6	kW	Tj = operation limit temperature (***)	COPd	1.66	-			
Bivalent temperature	Tbiv	-10	°C	Operation limit temperature	TOL	-25	°C			
Reference design conditions for space heating	Tdesignh	-10	°C	Heating water operating limit temperature	WTOL	60	°C			
Power consumption in modes other than active mode				Supplementary heater						
Off mode	P <sub>OFF</sub>	0.015	kW	Rated heat output (*)	P <sub>sup</sub>	0.0	kW			
Thermostat-off mode	P <sub>TO</sub>	0.015	kW							
Standby mode	P <sub>SB</sub>	0.015	kW							
Crankcase heater mode	P <sub>CK</sub>	0.000	kW							
				Type of energy input				Electrical		

Other items				Rated air flow rate, outdoors	-	1810	m³/h
Capacity control	variable						
Sound power level, indoors/outdoors	L <sub>WA</sub>	41 / 58	dBA				
Annual energy consumption	Q <sub>HE</sub>	2939	kWh				

For heat pump combination heater:							
Declared load profile	L			Water heating energy efficiency	ηwh	139	%
Daily electricity consumption	Qelec	3.780	kWh				
Annual electricity consumption	AEC	832	kWh				

Contact details	
MITSUBISHI ELECTRIC CONSUMER PRODUCTS (THAILAND) CO., LTD.	700/406 moo 7, Tambon don hua roh, Amphur muang, chonburi 20000, Thailand
The identification and signature of the person empowered to bind the supplier:	
	Tadashi SAITO Manager, Quality Assurance Department THAILAND

· Details and precautions on installation, maintenance and assembly can be found in the installation and or operation manuals.

· Details and precautions on recycling and/or disposal at end-of-life can be found in the installation and or operation manuals.

(\*) For heat pump space heaters and heat pump combination heaters, the rated heat output Prated is equal to the design load for heating Pdesignh, and the rated heat output of a supplementary heater Psup is equal to the supplementary capacity for heating sup(Tj).

(\*\*) If Cdh is not determined by measurement then the default degradation coefficient is Cdh = 0,9.

(\*\*\*) If the declared TOL is lower than the T designh of the considered climate then the outdoor dry bulb temperature Tj is equal to T designh.

PRODUCT INFORMATION / TECHNICAL DOCUMENTATION

Model(s):	Outdoor unit:	SUZ-SHWM40VAH(-SC)
	Indoor unit:	ERST17D-****D
Air-to-water heat pump:	yes	
Water-to-water heat pump:	no	
Brine-to-water heat pump:	no	
Low-temperature heat pump:	no	
Equipped with a supplementary heater:	yes	
Heat pump combination heater:	yes	
Parameters for	low-temperature application.	
Parameters for	average climate conditions.	

Item	Symbol	Value	Unit	Item	Symbol	Value	Unit		
Rated heat output (*)	Prated	5.0	kW	Seasonal space heating energy efficiency	ηs	176	%		
Declared capacity for heating for part load at indoor temperature 20 °C and outdoor temperature Tj				Declared coefficient of performance or primary energy ratio for part load at indoor temperature 20 °C and outdoor temperature Tj					
Tj = - 7 °C	Pdh	4.5	kW	Tj = - 7 °C	COPd	2.57	-		
Degradation co-efficient (**)	Cdh	0.99	-						
Tj = + 2 °C	Pdh	3.2	kW	Tj = + 2 °C	COPd	4.29	-		
Degradation co-efficient (**)	Cdh	0.98	-						
Tj = + 7 °C	Pdh	3.0	kW	Tj = + 7 °C	COPd	6.19	-		
Degradation co-efficient (**)	Cdh	0.97	-						
Tj = +12 °C	Pdh	3.4	kW	Tj = +12 °C	COPd	10.44	-		
Degradation co-efficient (**)	Cdh	0.95	-						
Tj = bivalent temperature	Pdh	5.0	kW	Tj = bivalent temperature	COPd	2.37	-		
Tj = operation limit temperature (***)	Pdh	5.0	kW	Tj = operation limit temperature (***)	COPd	2.37	-		
Bivalent temperature	Tbiv	-10	°C	Operation limit temperature	TOL	-25	°C		
Reference design conditions for space heating	Tdesignh	-10	°C	Heating water operating limit temperature	WTOL	60	°C		
Power consumption in modes other than active mode				Supplementary heater					
Off mode	P <sub>OFF</sub>	0.015	kW	Rated heat output (*)	Psup	0.0	kW		
Thermostat-off mode	P <sub>TO</sub>	0.015	kW						
Standby mode	P <sub>SB</sub>	0.015	kW	Type of energy input	Electrical				
Crankcase heater mode	P <sub>CK</sub>	0.000	kW						

Other items							
Capacity control	variable			Rated air flow rate, outdoors	-	1810	m³/h
Sound power level, indoors/outdoors	L <sub>WA</sub>	41 / 58	dBA				
Annual energy consumption	Q <sub>HE</sub>	2311	kWh				

For heat pump combination heater:							
Declared load profile	L			Water heating energy efficiency	ηwh	139	%
Daily electricity consumption	Qelec	3.780	kWh				
Annual electricity consumption	AEC	832	kWh				

Contact details							
MITSUBISHI ELECTRIC CONSUMER PRODUCTS (THAILAND) CO., LTD.				700/406 moo 7, Tambon don hua roh, Amphur muang, chonburi 20000, Thailand			
The identification and signature of the person empowered to bind the supplier;							
				Tadashi SAITO			
The signature is signed in the average climate / medium-temperature section.				Manager, Quality Assuarance Department			
				THAILAND			

· Details and precautions on installation, maintenance and assembly can be found in the installation and or operation manuals.

· Details and precautions on recycling and/or disposal at end-of-life can be found in the installation and or operation manuals.

(\*) For heat pump space heaters and heat pump combination heaters, the rated heat output Prated is equal to the design load for heating Pdesignh, and the rated heat output of a supplementary heater Psup is equal to the supplementary capacity for heating sup(Tj).

(\*\*) If Cdh is not determined by measurement then the default degradation coefficient is Cdh = 0,9.

(\*\*\*) If the declared TOL is lower than the T designh of the considered climate then the outdoor dry bulb temperature Tj is equal to T designh.

PRODUCT INFORMATION / TECHNICAL DOCUMENTATION

Model(s):	Outdoor unit:	SUZ-SHWM40VAH(-SC)
	Indoor unit:	ERST17D-****D
Air-to-water heat pump:	yes	
Water-to-water heat pump:	no	
Brine-to-water heat pump:	no	
Low-temperature heat pump:	no	
Equipped with a supplementary heater:	yes	
Heat pump combination heater:	yes	
Parameters for	medium-temperature application.	
Parameters for	colder climate conditions.	

Item	Symbol	Value	Unit	Item	Symbol	Value	Unit	
Rated heat output (*)	Prated	5.0	kW	Seasonal space heating energy efficiency	ηs	102	%	
Declared capacity for heating for part load at indoor temperature 20 °C and outdoor temperature Tj				Declared coefficient of performance or primary energy ratio for part load at indoor temperature 20 °C and outdoor temperature Tj				
Tj = - 7 °C	Pdh	3.2	kW	Tj = - 7 °C	COPd	2.26	-	
Degradation co-efficient (**)	Cdh	0.99	-					
Tj = + 2 °C	Pdh	2.8	kW	Tj = + 2 °C	COPd	3.16	-	
Degradation co-efficient (**)	Cdh	0.98	-					
Tj = + 7 °C	Pdh	3.0	kW	Tj = + 7 °C	COPd	4.76	-	
Degradation co-efficient (**)	Cdh	0.98	-					
Tj = +12 °C	Pdh	3.3	kW	Tj = +12 °C	COPd	9.81	-	
Degradation co-efficient (**)	Cdh	0.96	-					
Tj = bivalent temperature	Pdh	4.1	kW	Tj = bivalent temperature	COPd	1.31	-	
Tj = operation limit temperature (***)	Pdh	3.7	kW	Tj = operation limit temperature (***)	COPd	1.25	-	
Tj = – 15 °C (if TOL < – 20 °C)	Pdh	4.1	kW	Tj = – 15 °C (if TOL < – 20 °C)	COPd	1.31	-	
Bivalent temperature	Tbiv	-15	°C	Operation limit temperature	TOL	-25	°C	
Reference design conditions for space heating	Tdesignh	-22	°C	Heating water operating limit temperature	WTOL	60	°C	
Power consumption in modes other than active mode				Supplementary heater				
Off mode	P <sub>OFF</sub>	0.015	kW	Rated heat output (*)	Psup	5.0	kW	
Thermostat-off mode	P <sub>TO</sub>	0.015	kW					
Standby mode	P <sub>SB</sub>	0.015	kW	Type of energy input	Electrical			
Crankcase heater mode	P <sub>CK</sub>	0.000	kW					

Other items							
Capacity control	variable			Rated air flow rate, outdoors	-	1810	m³/h
Sound power level, indoors/outdoors	L <sub>WA</sub>	41 / 58	dBa				
Annual energy consumption	Q <sub>HE</sub>	4678	kWh				

For heat pump combination heater:							
Declared load profile	L			Water heating energy efficiency	ηwh	120	%
Daily electricity consumption	Qelec	4.060	kWh				
Annual electricity consumption	AEC	892	kWh				

Contact details							
MITSUBISHI ELECTRIC CONSUMER PRODUCTS (THAILAND) CO., LTD.				700/406 moo 7, Tambon don hua roh, Amphur muang, chonburi 20000, Thailand			
The identification and signature of the person empowered to bind the supplier;							
				Tadashi SAITO			
The signature is signed in the average climate / medium-temperature section.				Manager, Quality Assuarance Department			
				THAILAND			

· Details and precautions on installation, maintenance and assembly can be found in the installation and or operation manuals.

· Details and precautions on recycling and/or disposal at end-of-life can be found in the installation and or operation manuals.

(\*) For heat pump space heaters and heat pump combination heaters, the rated heat output Prated is equal to the design load for heating Pdesignh, and the rated heat output of a supplementary heater Psup is equal to the supplementary capacity for heating sup(Tj).

(\*\*) If Cdh is not determined by measurement then the default degradation coefficient is Cdh = 0,9.

(\*\*\*) If the declared TOL is lower than the T designh of the considered climate then the outdoor dry bulb temperature Tj is equal to T designh.

PRODUCT INFORMATION / TECHNICAL DOCUMENTATION

Model(s):	Outdoor unit:	SUZ-SHWM40VAH(-SC)
	Indoor unit:	ERST17D-****D
Air-to-water heat pump:	yes	
Water-to-water heat pump:	no	
Brine-to-water heat pump:	no	
Low-temperature heat pump:	no	
Equipped with a supplementary heater:	yes	
Heat pump combination heater:	yes	
Parameters for	low-temperature application.	
Parameters for	colder climate conditions.	

Item	Symbol	Value	Unit	Item	Symbol	Value	Unit	
Rated heat output (*)	Prated	5.0	kW	Seasonal space heating energy efficiency	ηs	147	%	
Declared capacity for heating for part load at indoor temperature 20 °C and outdoor temperature Tj				Declared coefficient of performance or primary energy ratio for part load at indoor temperature 20 °C and outdoor temperature Tj				
Tj = - 7 °C	Pdh	3.1	kW	Tj = - 7 °C	COPd	3.27	-	
Degradation co-efficient (**)	Cdh	0.98	-					
Tj = + 2 °C	Pdh	2.8	kW	Tj = + 2 °C	COPd	4.52	-	
Degradation co-efficient (**)	Cdh	0.98	-					
Tj = + 7 °C	Pdh	3.1	kW	Tj = + 7 °C	COPd	6.38	-	
Degradation co-efficient (**)	Cdh	0.97	-					
Tj = +12 °C	Pdh	3.0	kW	Tj = +12 °C	COPd	9.73	-	
Degradation co-efficient (**)	Cdh	0.95	-					
Tj = bivalent temperature	Pdh	4.1	kW	Tj = bivalent temperature	COPd	1.86	-	
Tj = operation limit temperature (***)	Pdh	4.2	kW	Tj = operation limit temperature (***)	COPd	1.80	-	
Tj = – 15 °C (if TOL < – 20 °C)	Pdh	4.1	kW	Tj = – 15 °C (if TOL < – 20 °C)	COPd	1.86	-	
Bivalent temperature	Tbiv	-15	°C	Operation limit temperature	TOL	-25	°C	
Reference design conditions for space heating	Tdesignh	-22	°C	Heating water operating limit temperature	WTOL	60	°C	
Power consumption in modes other than active mode				Supplementary heater				
Off mode	P <sub>OFF</sub>	0.015	kW	Rated heat output (*)	Psup	0.8	kW	
Thermostat-off mode	P <sub>TO</sub>	0.015	kW					
Standby mode	P <sub>SB</sub>	0.015	kW	Type of energy input	Electrical			
Crankcase heater mode	P <sub>CK</sub>	0.000	kW					

Other items							
Capacity control	variable			Rated air flow rate, outdoors	-	1810	m³/h
Sound power level, indoors/outdoors	L <sub>WA</sub>	41 / 58	dBa				
Annual energy consumption	Q <sub>HE</sub>	3295	kWh				

For heat pump combination heater:							
Declared load profile	L			Water heating energy efficiency	ηwh	120	%
Daily electricity consumption	Qelec	4.060	kWh				
Annual electricity consumption	AEC	892	kWh				

Contact details							
MITSUBISHI ELECTRIC CONSUMER PRODUCTS (THAILAND) CO., LTD.				700/406 moo 7, Tambon don hua roh, Amphur muang, chonburi 20000, Thailand			
The identification and signature of the person empowered to bind the supplier;							
				Tadashi SAITO			
The signature is signed in the average climate / medium-temperature section.				Manager, Quality Assuarance Department			
				THAILAND			

· Details and precautions on installation, maintenance and assembly can be found in the installation and or operation manuals.

· Details and precautions on recycling and/or disposal at end-of-life can be found in the installation and or operation manuals.

(\*) For heat pump space heaters and heat pump combination heaters, the rated heat output Prated is equal to the design load for heating Pdesignh, and the rated heat output of a supplementary heater Psup is equal to the supplementary capacity for heating sup(Tj).

(\*\*) If Cdh is not determined by measurement then the default degradation coefficient is Cdh = 0,9.

(\*\*\*) If the declared TOL is lower than the T designh of the considered climate then the outdoor dry bulb temperature Tj is equal to T designh.

PRODUCT INFORMATION / TECHNICAL DOCUMENTATION

Model(s):	Outdoor unit:	SUZ-SHWM40VAH(-SC)
	Indoor unit:	ERST17D-****D
Air-to-water heat pump:	yes	
Water-to-water heat pump:	no	
Brine-to-water heat pump:	no	
Low-temperature heat pump:	no	
Equipped with a supplementary heater:	yes	
Heat pump combination heater:	yes	
Parameters for	medium-temperature application.	
Parameters for	warmer climate conditions.	

Item	Symbol	Value	Unit	Item	Symbol	Value	Unit
Rated heat output (*)	Prated	4.0	kW	Seasonal space heating energy efficiency	ηs	170	%
Declared capacity for heating for part load at indoor temperature 20 °C and outdoor temperature Tj				Declared coefficient of performance or primary energy ratio for part load at indoor temperature 20 °C and outdoor temperature Tj			
Tj = - 7 °C	Pdh	-	kW	Tj = - 7 °C	COPd	-	-
Degradation co-efficient (**)	Cdh	-	-				
Tj = + 2 °C	Pdh	4.0	kW	Tj = + 2 °C	COPd	2.26	-
Degradation co-efficient (**)	Cdh	0.99	-				
Tj = + 7 °C	Pdh	3.3	kW	Tj = + 7 °C	COPd	3.50	-
Degradation co-efficient (**)	Cdh	0.98	-				
Tj = +12 °C	Pdh	2.9	kW	Tj = +12 °C	COPd	6.22	-
Degradation co-efficient (**)	Cdh	0.97	-				
Tj = bivalent temperature	Pdh	4.0	kW	Tj = bivalent temperature	COPd	2.26	-
Tj = operation limit temperature (***)	Pdh	4.0	kW	Tj = operation limit temperature (***)	COPd	2.26	-
Bivalent temperature	Tbiv	2	°C	Operation limit temperature	TOL	-25	°C
Reference design conditions for space heating	Tdesignh	2	°C	Heating water operating limit temperature	WTOL	60	°C
Power consumption in modes other than active mode				Supplementary heater			
Off mode	P <sub>OFF</sub>	0.015	kW	Rated heat output (*)	Psup	0.0	kW
Thermostat-off mode	P <sub>TO</sub>	0.015	kW				
Standby mode	P <sub>SB</sub>	0.015	kW	Type of energy input		Electrical	
Crankcase heater mode	P <sub>CK</sub>	0.000	kW				

Other items							
Capacity control	variable			Rated air flow rate, outdoors	-	1810	m³/h
Sound power level, indoors/outdoors	L <sub>WA</sub>	41 / 58	dBA				
Annual energy consumption	Q <sub>HE</sub>	1239	kWh				

For heat pump combination heater:							
Declared load profile	L			Water heating energy efficiency	ηwh	167	%
Daily electricity consumption	Qelec	2.940	kWh				
Annual electricity consumption	AEC	646	kWh				

Contact details							
MITSUBISHI ELECTRIC CONSUMER PRODUCTS (THAILAND) CO., LTD.				700/406 moo 7, Tambon don hua roh, Amphur muang, chonburi 20000, Thailand			
The identification and signature of the person empowered to bind the supplier;							
				Tadashi SAITO			
The signature is signed in the average climate / medium-temperature section.				Manager, Quality Assuarance Department			
				THAILAND			

· Details and precautions on installation, maintenance and assembly can be found in the installation and or operation manuals.

· Details and precautions on recycling and/or disposal at end-of-life can be found in the installation and or operation manuals.

(\*) For heat pump space heaters and heat pump combination heaters, the rated heat output Prated is equal to the design load for heating Pdesignh, and the rated heat output of a supplementary heater Psup is equal to the supplementary capacity for heating sup(Tj).

(\*\*) If Cdh is not determined by measurement then the default degradation coefficient is Cdh = 0,9.

(\*\*\*) If the declared TOL is lower than the T designh of the considered climate then the outdoor dry bulb temperature Tj is equal to T designh.



PRODUCT INFORMATION / TECHNICAL DOCUMENTATION

Model(s):	Outdoor unit:	SUZ-SHWM40VAH(-SC)
	Indoor unit:	ERST17D-****D
Air-to-water heat pump:	yes	
Water-to-water heat pump:	no	
Brine-to-water heat pump:	no	
Low-temperature heat pump:	no	
Equipped with a supplementary heater:	yes	
Heat pump combination heater:	yes	
Parameters for	low-temperature application.	
Parameters for	warmer climate conditions.	

Item	Symbol	Value	Unit	Item	Symbol	Value	Unit
Rated heat output (*)	Prated	4.0	kW	Seasonal space heating energy efficiency	ηs	262	%
Declared capacity for heating for part load at indoor temperature 20 °C and outdoor temperature Tj				Declared coefficient of performance or primary energy ratio for part load at indoor temperature 20 °C and outdoor temperature Tj			
Tj = - 7 °C	Pdh	-	kW	Tj = - 7 °C	COPd	-	-
Degradation co-efficient (**)	Cdh	-	-				
Tj = + 2 °C	Pdh	4.0	kW	Tj = + 2 °C	COPd	3.58	-
Degradation co-efficient (**)	Cdh	0.99	-				
Tj = + 7 °C	Pdh	3.4	kW	Tj = + 7 °C	COPd	5.49	-
Degradation co-efficient (**)	Cdh	0.98	-				
Tj = +12 °C	Pdh	3.3	kW	Tj = +12 °C	COPd	9.75	-
Degradation co-efficient (**)	Cdh	0.96	-				
Tj = bivalent temperature	Pdh	4.0	kW	Tj = bivalent temperature	COPd	3.58	-
Tj = operation limit temperature (***)	Pdh	4.0	kW	Tj = operation limit temperature (***)	COPd	3.58	-
Bivalent temperature	Tbiv	2	°C	Operation limit temperature	TOL	-25	°C
Reference design conditions for space heating	Tdesignh	2	°C	Heating water operating limit temperature	WTOL	60	°C
Power consumption in modes other than active mode				Supplementary heater			
Off mode	P <sub>OFF</sub>	0.015	kW	Rated heat output (*)	Psup	0.0	kW
Thermostat-off mode	P <sub>TO</sub>	0.015	kW				
Standby mode	P <sub>SB</sub>	0.015	kW	Type of energy input		Electrical	
Crankcase heater mode	P <sub>CK</sub>	0.000	kW				

Other items							
Capacity control	variable			Rated air flow rate, outdoors	-	1810	m³/h
Sound power level, indoors/outdoors	L <sub>WA</sub>	41 / 58	dBA				
Annual energy consumption	Q <sub>HE</sub>	806	kWh				

For heat pump combination heater:							
Declared load profile	L			Water heating energy efficiency	ηwh	167	%
Daily electricity consumption	Qelec	2.940	kWh				
Annual electricity consumption	AEC	646	kWh				

Contact details							
MITSUBISHI ELECTRIC CONSUMER PRODUCTS (THAILAND) CO., LTD.				700/406 moo 7, Tambon don hua roh, Amphur muang, chonburi 20000, Thailand			
The identification and signature of the person empowered to bind the supplier;							
				Tadashi SAITO			
The signature is signed in the average climate / medium-temperature section.				Manager, Quality Assuarance Department			
				THAILAND			

· Details and precautions on installation, maintenance and assembly can be found in the installation and or operation manuals.

· Details and precautions on recycling and/or disposal at end-of-life can be found in the installation and or operation manuals.

(\*) For heat pump space heaters and heat pump combination heaters, the rated heat output Prated is equal to the design load for heating Pdesignh, and the rated heat output of a supplementary heater Psup is equal to the supplementary capacity for heating sup(Tj).

(\*\*) If Cdh is not determined by measurement then the default degradation coefficient is Cdh = 0,9.

(\*\*\*) If the declared TOL is lower than the T designh of the considered climate then the outdoor dry bulb temperature Tj is equal to T designh.

PRODUCT INFORMATION / TECHNICAL DOCUMENTATION

Model(s):	Outdoor unit:	SUZ-SHWM40VAH(-SC)
	Indoor unit:	ERST20D-****D
Air-to-water heat pump:		yes
Water-to-water heat pump:		no
Brine-to-water heat pump:		no
Low-temperature heat pump:		no
Equipped with a supplementary heater:		yes
Heat pump combination heater:		yes
Parameters for		medium-temperature application.
Parameters for		average climate conditions.

Item	Symbol	Value	Unit	Item	Symbol	Value	Unit		
Rated heat output (*)	Prated	4.6	kW	Seasonal space heating energy efficiency	ηs	126	%		
Declared capacity for heating for part load at indoor temperature 20 °C and outdoor temperature Tj				Declared coefficient of performance or primary energy ratio for part load at indoor temperature 20 °C and outdoor temperature Tj					
Tj = - 7 °C	Pdh	4.1	kW	Tj = - 7 °C	COPd	2.14	-		
Degradation co-efficient (**)	Cdh	0.99	-						
Tj = + 2 °C	Pdh	2.8	kW	Tj = + 2 °C	COPd	2.91	-		
Degradation co-efficient (**)	Cdh	0.98	-						
Tj = + 7 °C	Pdh	2.6	kW	Tj = + 7 °C	COPd	4.62	-		
Degradation co-efficient (**)	Cdh	0.97	-						
Tj = +12 °C	Pdh	3.0	kW	Tj = +12 °C	COPd	7.16	-		
Degradation co-efficient (**)	Cdh	0.96	-						
Tj = bivalent temperature	Pdh	4.6	kW	Tj = bivalent temperature	COPd	1.66	-		
Tj = operation limit temperature (***)	Pdh	4.6	kW	Tj = operation limit temperature (***)	COPd	1.66	-		
Bivalent temperature	Tbiv	-10	°C	Operation limit temperature	TOL	-25	°C		
Reference design conditions for space heating	Tdesignh	-10	°C	Heating water operating limit temperature	WTOL	60	°C		
Power consumption in modes other than active mode				Supplementary heater					
Off mode	P <sub>OFF</sub>	0.015	kW	Rated heat output (*)	Psup	0.0	kW		
Thermostat-off mode	P <sub>TO</sub>	0.015	kW						
Standby mode	P <sub>SB</sub>	0.015	kW	Type of energy input	Electrical				
Crankcase heater mode	P <sub>CK</sub>	0.000	kW						

Other items							
Capacity control	variable			Rated air flow rate, outdoors	-	1810	m³/h
Sound power level, indoors/outdoors	L <sub>WA</sub>	41 / 58	dBA				
Annual energy consumption	Q <sub>HE</sub>	2939	kWh				

For heat pump combination heater:							
Declared load profile	L			Water heating energy efficiency	ηwh	142	%
Daily electricity consumption	Qelec	3.780	kWh				
Annual electricity consumption	AEC	831	kWh				

Contact details							
MITSUBISHI ELECTRIC CONSUMER PRODUCTS (THAILAND) CO., LTD.				700/406 moo 7, Tambon don hua roh, Amphur muang, chonburi 20000, Thailand			
The identification and signature of the person empowered to bind the supplier:							
				Tadashi SAITO			
				Manager, Quality Assurance Department			
				THAILAND			

· Details and precautions on installation, maintenance and assembly can be found in the installation and or operation manuals.

· Details and precautions on recycling and/or disposal at end-of-life can be found in the installation and or operation manuals.

(\*) For heat pump space heaters and heat pump combination heaters, the rated heat output Prated is equal to the design load for heating Pdesignh, and the rated heat output of a supplementary heater Psup is equal to the supplementary capacity for heating sup(Tj).

(\*\*) If Cdh is not determined by measurement then the default degradation coefficient is Cdh = 0,9.

(\*\*\*) If the declared TOL is lower than the T designh of the considered climate then the outdoor dry bulb temperature Tj is equal to T designh.

PRODUCT INFORMATION / TECHNICAL DOCUMENTATION

Model(s):	Outdoor unit:	SUZ-SHWM40VAH(-SC)
	Indoor unit:	ERST20D-****D
Air-to-water heat pump:	yes	
Water-to-water heat pump:	no	
Brine-to-water heat pump:	no	
Low-temperature heat pump:	no	
Equipped with a supplementary heater:	yes	
Heat pump combination heater:	yes	
Parameters for	low-temperature application.	
Parameters for	average climate conditions.	

Item	Symbol	Value	Unit	Item	Symbol	Value	Unit		
Rated heat output (*)	Prated	5.0	kW	Seasonal space heating energy efficiency	ηs	176	%		
Declared capacity for heating for part load at indoor temperature 20 °C and outdoor temperature Tj				Declared coefficient of performance or primary energy ratio for part load at indoor temperature 20 °C and outdoor temperature Tj					
Tj = - 7 °C	Pdh	4.5	kW	Tj = - 7 °C	COPd	2.57	-		
Degradation co-efficient (**)	Cdh	0.99	-						
Tj = + 2 °C	Pdh	3.2	kW	Tj = + 2 °C	COPd	4.29	-		
Degradation co-efficient (**)	Cdh	0.98	-						
Tj = + 7 °C	Pdh	3.0	kW	Tj = + 7 °C	COPd	6.19	-		
Degradation co-efficient (**)	Cdh	0.97	-						
Tj = +12 °C	Pdh	3.4	kW	Tj = +12 °C	COPd	10.44	-		
Degradation co-efficient (**)	Cdh	0.95	-						
Tj = bivalent temperature	Pdh	5.0	kW	Tj = bivalent temperature	COPd	2.37	-		
Tj = operation limit temperature (***)	Pdh	5.0	kW	Tj = operation limit temperature (***)	COPd	2.37	-		
Bivalent temperature	Tbiv	-10	°C	Operation limit temperature	TOL	-25	°C		
Reference design conditions for space heating	Tdesignh	-10	°C	Heating water operating limit temperature	WTOL	60	°C		
Power consumption in modes other than active mode				Supplementary heater					
Off mode	P <sub>OFF</sub>	0.015	kW	Rated heat output (*)	Psup	0.0	kW		
Thermostat-off mode	P <sub>TO</sub>	0.015	kW						
Standby mode	P <sub>SB</sub>	0.015	kW	Type of energy input	Electrical				
Crankcase heater mode	P <sub>CK</sub>	0.000	kW						

Other items							
Capacity control	variable			Rated air flow rate, outdoors	-	1810	m³/h
Sound power level, indoors/outdoors	L <sub>WA</sub>	41 / 58	dBA				
Annual energy consumption	Q <sub>HE</sub>	2311	kWh				

For heat pump combination heater:							
Declared load profile	L			Water heating energy efficiency	ηwh	142	%
Daily electricity consumption	Qelec	3.780	kWh				
Annual electricity consumption	AEC	831	kWh				

Contact details							
MITSUBISHI ELECTRIC CONSUMER PRODUCTS (THAILAND) CO., LTD.				700/406 moo 7, Tambon don hua roh, Amphur muang, chonburi 20000, Thailand			
The identification and signature of the person empowered to bind the supplier;							
				Tadashi SAITO			
The signature is signed in the average climate / medium-temperature section.				Manager, Quality Assuarance Department			
				THAILAND			

· Details and precautions on installation, maintenance and assembly can be found in the installation and or operation manuals.

· Details and precautions on recycling and/or disposal at end-of-life can be found in the installation and or operation manuals.

(\*) For heat pump space heaters and heat pump combination heaters, the rated heat output Prated is equal to the design load for heating Pdesignh, and the rated heat output of a supplementary heater Psup is equal to the supplementary capacity for heating sup(Tj).

(\*\*) If Cdh is not determined by measurement then the default degradation coefficient is Cdh = 0,9.

(\*\*\*) If the declared TOL is lower than the T designh of the considered climate then the outdoor dry bulb temperature Tj is equal to T designh.

PRODUCT INFORMATION / TECHNICAL DOCUMENTATION

Model(s):	Outdoor unit:	SUZ-SHWM40VAH(-SC)
	Indoor unit:	ERST20D-****D
Air-to-water heat pump:	yes	
Water-to-water heat pump:	no	
Brine-to-water heat pump:	no	
Low-temperature heat pump:	no	
Equipped with a supplementary heater:	yes	
Heat pump combination heater:	yes	
Parameters for	medium-temperature application.	
Parameters for	colder climate conditions.	

Item	Symbol	Value	Unit	Item	Symbol	Value	Unit
Rated heat output (*)	Prated	5.0	kW	Seasonal space heating energy efficiency	ηs	102	%
Declared capacity for heating for part load at indoor temperature 20 °C and outdoor temperature Tj				Declared coefficient of performance or primary energy ratio for part load at indoor temperature 20 °C and outdoor temperature Tj			
Tj = - 7 °C	Pdh	3.2	kW	Tj = - 7 °C	COPd	2.26	-
Degradation co-efficient (**)	Cdh	0.99	-				
Tj = + 2 °C	Pdh	2.8	kW	Tj = + 2 °C	COPd	3.16	-
Degradation co-efficient (**)	Cdh	0.98	-				
Tj = + 7 °C	Pdh	3.0	kW	Tj = + 7 °C	COPd	4.76	-
Degradation co-efficient (**)	Cdh	0.98	-				
Tj = +12 °C	Pdh	3.3	kW	Tj = +12 °C	COPd	9.81	-
Degradation co-efficient (**)	Cdh	0.96	-				
Tj = bivalent temperature	Pdh	4.1	kW	Tj = bivalent temperature	COPd	1.31	-
Tj = operation limit temperature (***)	Pdh	3.7	kW	Tj = operation limit temperature (***)	COPd	1.25	-
Tj = – 15 °C (if TOL < – 20 °C)	Pdh	4.1	kW	Tj = – 15 °C (if TOL < – 20 °C)	COPd	1.31	-
Bivalent temperature	Tbiv	-15	°C	Operation limit temperature	TOL	-25	°C
Reference design conditions for space heating	Tdesignh	-22	°C	Heating water operating limit temperature	WTOL	60	°C
Power consumption in modes other than active mode				Supplementary heater			
Off mode	P <sub>OFF</sub>	0.015	kW	Rated heat output (*)	Psup	5.0	kW
Thermostat-off mode	P <sub>TO</sub>	0.015	kW				
Standby mode	P <sub>SB</sub>	0.015	kW	Type of energy input		Electrical	
Crankcase heater mode	P <sub>CK</sub>	0.000	kW				

Other items							
Capacity control	variable			Rated air flow rate, outdoors	-	1810	m³/h
Sound power level, indoors/outdoors	L <sub>WA</sub>	41 / 58	dBa				
Annual energy consumption	Q <sub>HE</sub>	4678	kWh				

For heat pump combination heater:							
Declared load profile	L			Water heating energy efficiency	ηwh	123	%
Daily electricity consumption	Qelec	4.180	kWh				
Annual electricity consumption	AEC	921	kWh				

Contact details							
MITSUBISHI ELECTRIC CONSUMER PRODUCTS (THAILAND) CO., LTD.				700/406 moo 7, Tambon don hua roh, Amphur muang, chonburi 20000, Thailand			
The identification and signature of the person empowered to bind the supplier;							
				Tadashi SAITO			
The signature is signed in the average climate / medium-temperature section.				Manager, Quality Assuarance Department			
				THAILAND			

· Details and precautions on installation, maintenance and assembly can be found in the installation and or operation manuals.

· Details and precautions on recycling and/or disposal at end-of-life can be found in the installation and or operation manuals.

(\*) For heat pump space heaters and heat pump combination heaters, the rated heat output Prated is equal to the design load for heating Pdesignh, and the rated heat output of a supplementary heater Psup is equal to the supplementary capacity for heating sup(Tj).

(\*\*) If Cdh is not determined by measurement then the default degradation coefficient is Cdh = 0,9.

(\*\*\*) If the declared TOL is lower than the T designh of the considered climate then the outdoor dry bulb temperature Tj is equal to T designh.

PRODUCT INFORMATION / TECHNICAL DOCUMENTATION

Model(s):	Outdoor unit:	SUZ-SHWM40VAH(-SC)
	Indoor unit:	ERST20D-****D
Air-to-water heat pump:	yes	
Water-to-water heat pump:	no	
Brine-to-water heat pump:	no	
Low-temperature heat pump:	no	
Equipped with a supplementary heater:	yes	
Heat pump combination heater:	yes	
Parameters for	low-temperature application.	
Parameters for	colder climate conditions.	

Item	Symbol	Value	Unit	Item	Symbol	Value	Unit	
Rated heat output (*)	Prated	5.0	kW	Seasonal space heating energy efficiency	ηs	147	%	
Declared capacity for heating for part load at indoor temperature 20 °C and outdoor temperature Tj				Declared coefficient of performance or primary energy ratio for part load at indoor temperature 20 °C and outdoor temperature Tj				
Tj = - 7 °C	Pdh	3.1	kW	Tj = - 7 °C	COPd	3.27	-	
Degradation co-efficient (**)	Cdh	0.98	-					
Tj = + 2 °C	Pdh	2.8	kW	Tj = + 2 °C	COPd	4.52	-	
Degradation co-efficient (**)	Cdh	0.98	-					
Tj = + 7 °C	Pdh	3.1	kW	Tj = + 7 °C	COPd	6.38	-	
Degradation co-efficient (**)	Cdh	0.97	-					
Tj = +12 °C	Pdh	3.0	kW	Tj = +12 °C	COPd	9.73	-	
Degradation co-efficient (**)	Cdh	0.95	-					
Tj = bivalent temperature	Pdh	4.1	kW	Tj = bivalent temperature	COPd	1.86	-	
Tj = operation limit temperature (***)	Pdh	4.2	kW	Tj = operation limit temperature (***)	COPd	1.80	-	
Tj = – 15 °C (if TOL < – 20 °C)	Pdh	4.1	kW	Tj = – 15 °C (if TOL < – 20 °C)	COPd	1.86	-	
Bivalent temperature	Tbiv	-15	°C	Operation limit temperature	TOL	-25	°C	
Reference design conditions for space heating	Tdesignh	-22	°C	Heating water operating limit temperature	WTOL	60	°C	
Power consumption in modes other than active mode				Supplementary heater				
Off mode	P <sub>OFF</sub>	0.015	kW	Rated heat output (*)	Psup	0.8	kW	
Thermostat-off mode	P <sub>TO</sub>	0.015	kW					
Standby mode	P <sub>SB</sub>	0.015	kW	Type of energy input	Electrical			
Crankcase heater mode	P <sub>CK</sub>	0.000	kW					

Other items							
Capacity control	variable			Rated air flow rate, outdoors	-	1810	m³/h
Sound power level, indoors/outdoors	L <sub>WA</sub>	41 / 58	dBa				
Annual energy consumption	Q <sub>HE</sub>	3295	kWh				

For heat pump combination heater:							
Declared load profile	L			Water heating energy efficiency	ηwh	123	%
Daily electricity consumption	Qelec	4.180	kWh				
Annual electricity consumption	AEC	921	kWh				

Contact details							
MITSUBISHI ELECTRIC CONSUMER PRODUCTS (THAILAND) CO., LTD.				700/406 moo 7, Tambon don hua roh, Amphur muang, chonburi 20000, Thailand			
The identification and signature of the person empowered to bind the supplier;							
				Tadashi SAITO			
The signature is signed in the average climate / medium-temperature section.				Manager, Quality Assuarance Department			
				THAILAND			

· Details and precautions on installation, maintenance and assembly can be found in the installation and or operation manuals.

· Details and precautions on recycling and/or disposal at end-of-life can be found in the installation and or operation manuals.

(\*) For heat pump space heaters and heat pump combination heaters, the rated heat output Prated is equal to the design load for heating Pdesignh, and the rated heat output of a supplementary heater Psup is equal to the supplementary capacity for heating sup(Tj).

(\*\*) If Cdh is not determined by measurement then the default degradation coefficient is Cdh = 0,9.

(\*\*\*) If the declared TOL is lower than the T designh of the considered climate then the outdoor dry bulb temperature Tj is equal to T designh.



PRODUCT INFORMATION / TECHNICAL DOCUMENTATION

Model(s):	Outdoor unit:	SUZ-SHWM40VAH(-SC)
	Indoor unit:	ERST20D-****D
Air-to-water heat pump:	yes	
Water-to-water heat pump:	no	
Brine-to-water heat pump:	no	
Low-temperature heat pump:	no	
Equipped with a supplementary heater:	yes	
Heat pump combination heater:	yes	
Parameters for	medium-temperature application.	
Parameters for	warmer climate conditions.	

Item	Symbol	Value	Unit	Item	Symbol	Value	Unit
Rated heat output (*)	Prated	4.0	kW	Seasonal space heating energy efficiency	ηs	170	%
Declared capacity for heating for part load at indoor temperature 20 °C and outdoor temperature Tj				Declared coefficient of performance or primary energy ratio for part load at indoor temperature 20 °C and outdoor temperature Tj			
Tj = - 7 °C	Pdh	-	kW	Tj = - 7 °C	COPd	-	-
Degradation co-efficient (**)	Cdh	-	-				
Tj = + 2 °C	Pdh	4.0	kW	Tj = + 2 °C	COPd	2.26	-
Degradation co-efficient (**)	Cdh	0.99	-				
Tj = + 7 °C	Pdh	3.3	kW	Tj = + 7 °C	COPd	3.50	-
Degradation co-efficient (**)	Cdh	0.98	-				
Tj = +12 °C	Pdh	2.9	kW	Tj = +12 °C	COPd	6.22	-
Degradation co-efficient (**)	Cdh	0.97	-				
Tj = bivalent temperature	Pdh	4.0	kW	Tj = bivalent temperature	COPd	2.26	-
Tj = operation limit temperature (***)	Pdh	4.0	kW	Tj = operation limit temperature (***)	COPd	2.26	-
Bivalent temperature	Tbiv	2	°C	Operation limit temperature	TOL	-25	°C
Reference design conditions for space heating	Tdesignh	2	°C	Heating water operating limit temperature	WTOL	60	°C
Power consumption in modes other than active mode				Supplementary heater			
Off mode	P <sub>OFF</sub>	0.015	kW	Rated heat output (*)	Psup	0.0	kW
Thermostat-off mode	P <sub>TO</sub>	0.015	kW				
Standby mode	P <sub>SB</sub>	0.015	kW	Type of energy input		Electrical	
Crankcase heater mode	P <sub>CK</sub>	0.000	kW				

Other items							
Capacity control	variable			Rated air flow rate, outdoors	-	1810	m³/h
Sound power level, indoors/outdoors	L <sub>WA</sub>	41 / 58	dBA				
Annual energy consumption	Q <sub>HE</sub>	1239	kWh				

For heat pump combination heater:							
Declared load profile	L			Water heating energy efficiency	ηwh	174	%
Daily electricity consumption	Qelec	3.240	kWh				
Annual electricity consumption	AEC	713	kWh				

Contact details							
MITSUBISHI ELECTRIC CONSUMER PRODUCTS (THAILAND) CO., LTD.				700/406 moo 7, Tambon don hua roh, Amphur muang, chonburi 20000, Thailand			
The identification and signature of the person empowered to bind the supplier;							
				Tadashi SAITO			
The signature is signed in the average climate / medium-temperature section.				Manager, Quality Assuarance Department			
				THAILAND			

· Details and precautions on installation, maintenance and assembly can be found in the installation and or operation manuals.

· Details and precautions on recycling and/or disposal at end-of-life can be found in the installation and or operation manuals.

(\*) For heat pump space heaters and heat pump combination heaters, the rated heat output Prated is equal to the design load for heating Pdesignh, and the rated heat output of a supplementary heater Psup is equal to the supplementary capacity for heating sup(Tj).

(\*\*) If Cdh is not determined by measurement then the default degradation coefficient is Cdh = 0,9.

(\*\*\*) If the declared TOL is lower than the T designh of the considered climate then the outdoor dry bulb temperature Tj is equal to T designh.

PRODUCT INFORMATION / TECHNICAL DOCUMENTATION

Model(s):	Outdoor unit:	SUZ-SHWM40VAH(-SC)
	Indoor unit:	ERST20D-****D
Air-to-water heat pump:		yes
Water-to-water heat pump:		no
Brine-to-water heat pump:		no
Low-temperature heat pump:		no
Equipped with a supplementary heater:		yes
Heat pump combination heater:		yes
Parameters for		low-temperature application.
Parameters for		warmer climate conditions.

Item	Symbol	Value	Unit	Item	Symbol	Value	Unit
Rated heat output (*)	Prated	4.0	kW	Seasonal space heating energy efficiency	ηs	262	%
Declared capacity for heating for part load at indoor temperature 20 °C and outdoor temperature Tj				Declared coefficient of performance or primary energy ratio for part load at indoor temperature 20 °C and outdoor temperature Tj			
Tj = - 7 °C	Pdh	-	kW	Tj = - 7 °C	COPd	-	-
Degradation co-efficient (**)	Cdh	-	-				
Tj = + 2 °C	Pdh	4.0	kW	Tj = + 2 °C	COPd	3.58	-
Degradation co-efficient (**)	Cdh	0.99	-				
Tj = + 7 °C	Pdh	3.4	kW	Tj = + 7 °C	COPd	5.49	-
Degradation co-efficient (**)	Cdh	0.98	-				
Tj = +12 °C	Pdh	3.3	kW	Tj = +12 °C	COPd	9.75	-
Degradation co-efficient (**)	Cdh	0.96	-				
Tj = bivalent temperature	Pdh	4.0	kW	Tj = bivalent temperature	COPd	3.58	-
Tj = operation limit temperature (***)	Pdh	4.0	kW	Tj = operation limit temperature (***)	COPd	3.58	-
Bivalent temperature	Tbiv	2	°C	Operation limit temperature	TOL	-25	°C
Reference design conditions for space heating	Tdesignh	2	°C	Heating water operating limit temperature	WTOL	60	°C
Power consumption in modes other than active mode				Supplementary heater			
Off mode	P <sub>OFF</sub>	0.015	kW	Rated heat output (*)	Psup	0.0	kW
Thermostat-off mode	P <sub>TO</sub>	0.015	kW				
Standby mode	P <sub>SB</sub>	0.015	kW	Type of energy input		Electrical	
Crankcase heater mode	P <sub>CK</sub>	0.000	kW				

Other items							
Capacity control	variable			Rated air flow rate, outdoors	-	1810	m³/h
Sound power level, indoors/outdoors	L <sub>WA</sub>	41 / 58	dBA				
Annual energy consumption	Q <sub>HE</sub>	806	kWh				

For heat pump combination heater:							
Declared load profile	L			Water heating energy efficiency	ηwh	174	%
Daily electricity consumption	Qelec	3.240	kWh				
Annual electricity consumption	AEC	713	kWh				

Contact details							
MITSUBISHI ELECTRIC CONSUMER PRODUCTS (THAILAND) CO., LTD.				700/406 moo 7, Tambon don hua roh, Amphur muang, chonburi 20000, Thailand			
The identification and signature of the person empowered to bind the supplier;							
The signature is signed in the average climate / medium-temperature section.				Tadashi SAITO Manager, Quality Assuarance Department THAILAND			

· Details and precautions on installation, maintenance and assembly can be found in the installation and or operation manuals.

· Details and precautions on recycling and/or disposal at end-of-life can be found in the installation and or operation manuals.

(\*) For heat pump space heaters and heat pump combination heaters, the rated heat output Prated is equal to the design load for heating Pdesignh, and the rated heat output of a supplementary heater Psup is equal to the supplementary capacity for heating sup(Tj).

(\*\*) If Cdh is not determined by measurement then the default degradation coefficient is Cdh = 0,9.

(\*\*\*) If the declared TOL is lower than the T designh of the considered climate then the outdoor dry bulb temperature Tj is equal to T designh.