




ENERG
енергия · ενέργεια



Indoor unit
Outdoor unit

E*ST30D-****D
PUZ-SWM100VAA



A+++

A++

A+

A

B

C

D

A++

A+

A

B

C

D

E

F

A+



41 dB



58 dB



- 10 kW
- 10 kW
- 10 kW

2019

811/2013

DG79V341H22

1		2		For medium-temperature application															For low-temperature application														
Outdoor unit	Indoor unit	Medium-temperature application															Low-temperature application																
		3	6	8	11	9	13	15	16	21	22	17	18	25	4	6	8	11	9	13	15	16	21	22	17	18	25						
		Seasonal space heating energy efficiency class															Seasonal space heating energy efficiency class																
		Rated heat output under average climate conditions															Rated heat output under average climate conditions																
		Seasonal space heating energy efficiency under average climate conditions															Seasonal space heating energy efficiency under average climate conditions																
		For space heating, annual energy consumption under average climate conditions															For space heating, annual energy consumption under average climate conditions																
		Sound power level L _{WA} , indoor															Sound power level L _{WA} , indoor																
		Rated heat output under warmer climate conditions															Rated heat output under warmer climate conditions																
		Seasonal space heating energy efficiency under warmer climate conditions															Seasonal space heating energy efficiency under warmer climate conditions																
		Rated heat output under colder climate conditions															Rated heat output under colder climate conditions																
		Seasonal space heating energy efficiency under colder climate conditions															Seasonal space heating energy efficiency under colder climate conditions																
		For space heating, annual energy consumption under colder climate conditions															For space heating, annual energy consumption under colder climate conditions																
		Sound power level L _{WA} , outdoor															Sound power level L _{WA} , outdoor																
		Low-temperature application															Low-temperature application																
		Seasonal space heating energy efficiency class															Seasonal space heating energy efficiency class																
		Rated heat output under average climate conditions															Rated heat output under average climate conditions																
		Seasonal space heating energy efficiency under average climate conditions															Seasonal space heating energy efficiency under average climate conditions																
		For space heating, annual energy consumption under average climate conditions															For space heating, annual energy consumption under average climate conditions																
		Sound power level L _{WA} , indoor															Sound power level L _{WA} , indoor																
		Rated heat output under colder climate conditions															Rated heat output under colder climate conditions																
		Seasonal space heating energy efficiency under colder climate conditions															Seasonal space heating energy efficiency under colder climate conditions																
		For space heating, annual energy consumption under colder climate conditions															For space heating, annual energy consumption under colder climate conditions																
		Sound power level L _{WA} , outdoor															Sound power level L _{WA} , outdoor																
PUZ-SWM60VAA	EHSD-****	✓	A++	6	126	3834	41	6	6	111	150	5181	2093	54	✓	A+++	6	181	2701	41	6	6	135	208	4284	1519	54						
	ERSD-****	✓	A++	6	128	3779	41	6	6	112	155	5147	2027	54	✓	A+++	6	184	2646	41	6	6	136	218	4251	1453	54						
PUZ-SWM80VAA	EHSD-****	✓	A++	8	129	5016	41	8	8	111	162	6890	2584	54	✓	A+++	8	181	3599	41	8	8	141	219	5460	1928	54						
	ERSD-****	✓	A++	8	130	4961	41	8	8	112	167	6857	2517	54	✓	A+++	8	184	3543	41	8	8	142	227	5427	1862	54						
PUZ-SWM80YAA	EHSD-****	✓	A++	8	128	5053	41	8	8	111	160	6923	2629	54	✓	A+++	8	179	3636	41	8	8	141	214	5493	1973	54						
	ERSD-****	✓	A++	8	130	4972	41	8	8	112	166	6875	2532	54	✓	A+++	8	183	3555	41	8	8	142	225	5444	1876	54						
PUZ-SWM100VAA	EHSD-****	✓	A++	10	132	6106	41	10	10	109	156	8813	3362	58	✓	A+++	10	178	4564	41	10	10	147	223	6575	2369	58						
	ERSD-****	✓	A++	10	134	6051	41	10	10	109	159	8780	3296	58	✓	A+++	10	180	4509	41	10	10	147	229	6555	2302	58						
PUZ-SWM100YAA	EHSD-****	✓	A++	10	132	6141	41	10	10	109	154	8840	3405	58	✓	A+++	10	177	4600	41	10	10	146	219	6601	2411	58						
	ERSD-****	✓	A++	10	133	6061	41	10	10	109	159	8791	3308	58	✓	A+++	10	180	4519	41	10	10	147	228	6565	2314	58						
PUZ-SWM120VAA	EHSD-****	✓	A++	12	131	7450	41	12	12	109	154	10673	4115	58	✓	A+++	12	177	5566	41	12	12	141	221	8290	2882	58						
	ERSD-****	✓	A++	12	132	7395	41	12	12	109	157	10640	4049	58	✓	A+++	12	178	5511	41	12	12	141	227	8257	2816	58						
PUZ-SWM120YAA	EHSD-****	✓	A++	12	131	7485	41	12	12	109	153	10698	4157	58	✓	A+++	12	176	5600	41	12	12	140	218	8316	2922	58						
	ERSD-****	✓	A++	12	132	7404	41	12	12	109	156	10649	4060	58	✓	A+++	12	178	5520	41	12	12	141	226	8267	2825	58						
PUZ-SWM140VAA	EHSD-****	✓	A++	14	134	8438	41	14	14	104	150	12843	4893	58	✓	A+++	14	175	6483	41	14	14	132	219	10250	3367	58						
	ERSD-****	✓	A++	14	135	8383	41	14	14	105	152	12810	4826	58	✓	A+++	14	177	6428	41	14	14	132	224	10217	3301	58						
PUZ-SWM140YAA	EHSD-****	✓	A++	14	134	8473	41	14	14	104	149	12867	4934	58	✓	A+++	14	175	6517	41	14	14	131	217	10275	3407	58						
	ERSD-****	✓	A++	14	135	8392	41	14	14	105	152	12819	4837	58	✓	A+++	14	177	6437	41	14	14	132	223	10226	3310	58						
PUZ-SHWM60VAA	EHSD-****	✓	A++	6	129	3761	41	6	6	115	159	4993	1980	54	✓	A+++	6	184	2655	41	6	6	138	220	4202	1437	54						
	ERSD-****	✓	A++	6	131	3706	41	6	6	116	165	4960	1914	54	✓	A+++	6	188	2600	41	6	6	139	231	4168	1371	54						
PUZ-SHWM80VAA	EHSD-****	✓	A++	8	132	4904	41	8	8	115	167	6705	2521	54	✓	A+++	8	184	3530	41	8	8	146	225	5299	1874	54						
	ERSD-****	✓	A++	8	133	4849	41	8	8	115	171	6672	2454	54	✓	A+++	8	187	3475	41	8	8	147	233	5266	1808	54						
PUZ-SHWM80YAA	EHSD-****	✓	A++	8	131	4941	41	8	8	114	164	6737	2566	54	✓	A+++	8	182	3568	41	8	8	145	220	5332	1920	54						
	ERSD-****	✓	A++	8	133	4860	41	8	8	115	170	6689	2469	54	✓	A+++	8	187	3487	41	8	8	146	232	5284	1823	54						
PUZ-SHWM100VAA	EHSD-****	✓	A++	10	136	5936	41	10	10	116	164	8272	3204	58	✓	A+++	10	183	4444	41	10	10	149	236	6480	2233	58						
	ERSD-****	✓	A++	10	138	5881	41	10	10	117	167	8239	3138	58	✓	A+++	10	185	4389	41	10	10	150	244	6447	2167	58						
PUZ-SHWM100YAA	EHSD-****	✓	A++	10	135	5972	41	10	10	116	162	8298	3246	58	✓	A+++	10	181	4480	41	10	10	149	232	6508	2276	58						
	ERSD-****	✓	A++	10	137	5891	41	10	10	117	167	8250	3149	58	✓	A+++	10	185	4399	41	10	10	150	242	6459	2179	58						
PUZ-SHWM120VAA	EHSD-****	✓	A++	12	136	7169	41	12	12	117	161	9902	3952	58	✓	A+++	12	179	5481	41	12	12	149	232	7843	2753	58						
	ERSD-****	✓	A++	12	138	7114	41	12	12	118	163	9869	3886	58	✓	A+++	12	181	5426	41	12	12	150	238	7810	2687	58						
PUZ-SHWM120YAA	EHSD-****	✓	A++	12	136	7204	41	12	12	117	159	9927	3995	58	✓	A+++	12	178	5516	41	12	12	149	238	7868	2793	58						
	ERSD-****	✓	A++	12	137	7123	41	12	12	118	163	9878	3898	58	✓	A+++	12	181	5435	41	12	12	150	237	7819	2696	58						
PUZ-SHWM140VAA	EHSD-****	✓	A++	14	141	8021	41	14	14	115	156	11650	4715	58	✓	A+++	14	183	6227	41	14	14	153	225	8841	3219	58						
	ERSD-****	✓	A++	14	142	7965	41	14	14	116	158	11617	4649	58	✓	A+++	14	184	6172	41	14	14	154	230	8807	3272	58						
PUZ-SHWM140YAA	EHSD-****	✓	A++	14	141	8055	41	14	14	115	154	11674	4757	58	✓	A+++	14	182	6262	41	14	14	153	222	8865	3319	58						
	ERSD-****	✓	A++	14	142	7974	41	14	14	116	158	11625	4659	58	✓	A+++	14	184	6181	41	14	14	154	229	8816	3222	58						

	English Nederlands suomi	Deutsch Svenska Čeština	Français Dansk Български	Italiano Português Polski	Español Ελληνικά -
1	Outdoor unit buitenunit Ulkoyksikkö	Außengerät Utomhusenhet Venkovní jednotka	unité extérieure Udendørs enhed Външно тяло	unità esterna unidade exterior jednostka zewnętrzna	unidad exterior Εξωτερική μονάδα -
	Indoor unit binnenunit Sisäyksikkö	Innengerät Inomhusenhet Vnitřní jednotka	unité intérieure Indendørs enhed Вътрешно тяло	unità interna unidade interior jednostka wewnętrzna	unidad interior Εσωτερική μονάδα -
3	Medium-temperature application middentemperatuur-toepassing keskilämpötilan sovellus	Mitteltemperaturanwendung mediumtemperaturreaktion středněteplotní aplikace	l'application à moyenne température middeltemperatuurverndelsen среднотемпературното приложение	le applicazioni a media temperatura a aplicação a média temperatura zastosowania w średnich temperaturach	la aplicación de media temperatura η εφαρμογή σε μέση θερμοκρασία -
	Low-temperature application lagetemperatuur-toepassing matalanlämpötilan sovellus	Niedertemperaturanwendung lågtemperaturreaktion nizkoteplotní aplikace	l'application à basse température lavtemperatuurverndelsen нискотемпературни приложения	le applicazioni a bassa temperatura a aplicação a baixa temperatura zastosowania w niskich temperaturach	la aplicación de baja temperatura η εφαρμογή σε χαμηλή θερμοκρασία -
5	Declared load profile Opgegeven capaciteitsprofiel Ilmoitettu kuormitusprofiili	Angegebenes Lastprofil Deklarerad belastningsprofil Deklarovaný zátěžový profil	Profil de soutirage déclaré Angivet forbrugsprofil Объявлен товаров профил	Profilo di carico dichiarato Perfil de carga declarado Deklarowany profil obciążeń	Perfil de carga declarado Δηλωμένο προφίλ φορτίου -
	Seasonal space heating energy efficiency class de seizoensgebonden energie-efficiëntieklasse voor ruimteverwarming tilalämmityksen kausittainen energiatehokkuusluokka	die Klasse für die jahreszeitbedingte Raumheizungs-Energieeffizienz säsongrelaterade energieeffektivitetsklass vid rumsuppvärmning třída sezonní energetické účinnosti vytápění	la classe d'efficacité énergétique saisonnière, pour le chauffage des locaux klassen för årsvirkningsgrad ved rumopvarmning класът на сезонната отоплителна енергийна ефективност	la classe di efficienza energetica stagionale del riscaldamento d'ambiente A classe de eficiência energética do aquecimento ambiente sazonal klasa sezonowej efektywności energetycznej ogrzewania pomieszczeń	la clase de eficiencia energética estacional de calefacción η τάξη ενεργειακής απόδοσης της εποχιακής θέρμανσης χώρου -
7	Water heating energy efficiency class de energie-efficiëntieklasse voor waterverwarming vedenlämmityksen energiatehokkuusluokka	die Klasse für die Warmwasserbereitungs-Energieeffizienz energieeffektivitetsklass vid vattenuppvärmning třída energetické účinnosti ohřevu vody	la classe d'efficacité énergétique, pour le chauffage de l'eau klassen för årsvirkningsgrad ved vandopvarmning класът на енергийната ефективност при подгряване на вода	la classe di efficienza energetica del riscaldamento dell'acqua A classe de eficiência energética do aquecimento de água klasa efektywności energetycznej podgrzewania wody	la clase de eficiencia energética del caldeo de agua η τάξη ενεργειακής απόδοσης θέρμανσης νερού -
	Rated heat output under average climate conditions de nominale warmteafgifte(onder gemiddelde klimaatomstandigheden) nimellislämpöteho(keskimääräisissä ilmastoloosuhteissa)	die Wärmenennleistung bei durchschnittlichen Klimaverhältnissen Den nominella avgivna värmeeffekten(under genomsnittliga klimatförhållanden) jmenovitý tepelný výkon(za průměrných klimatických podmínek)	la puissance thermique nominale dans les conditions climatiques moyennes den nominelle nytteeffekt(under gennemsnitlige klimaforhold) номиналната топлинна мощност(при средни климатични условия)	la potenza termica nominale(in condizioni climatiche medie) A potência calorífica nominal(em condições climáticas médias) znamiönowa moc cieplna(w warunkach klimatu umiarkowanego)	la potencia calorífica nominal(en condiciones climáticas medias) η ονομαστική θερμική ισχύς(υπό μέσες κλιματικές συνθήκες) -
9	For space heating, annual energy consumption under average climate conditions voor ruimteverwarming, het jaarlijkse energieverbruik(onder gemiddelde klimaatomstandigheden) tilalämmityksestä vuotuinen energiankulutus(keskimääräisissä ilmastoloosuhteissa)	für die Raumheizung, den jährlichen Energieverbrauch bei durchschnittlichen Klimaverhältnissen För rumsuppvärmning, årlig energiförbrukning(vid genomsnittliga klimatförhållanden) pro vytápění – roční spotřeba energie za průměrných klimatických podmínek	pour le chauffage des locaux, la consommation annuelle d'énergie(dans les conditions climatiques moyennes) for rumopvarmning det årlige energiforbrug(under gennemsnitlige klimaforhold) за отопление, годишното потребление на енергия(при средни климатични условия)	per il riscaldamento d'ambiente, il consumo annuo di energia(in condizioni climatiche medie) Para o aquecimento ambiente, o consumo anual de energia(em condições climáticas médias) w odniesieniu do ogrzewania pomieszczeń, roczne zużycie energii(w warunkach klimatu umiarkowanego)	para calentar espacios, el consumo anual de energía(en condiciones climáticas medias) για τη θέρμανση χώρου, η ετήσια κατανάλωση ενέργειας(υπό μέσες κλιματικές συνθήκες) -
10	For water heating, annual electricity consumption under average climate conditions voor waterverwarming, het jaarlijkse elektriciteitsverbruik(onder gemiddelde klimaatomstandigheden) vedenlämmityksestä vuotuinen sähkönkulutus(keskimääräisissä ilmastoloosuhteissa)	für die Warmwasserbereitung, den jährlichen Stromverbrauch bei durchschnittlichen Klimaverhältnissen För vattenuppvärmning, årlig elförbrukning(vid genomsnittliga klimatförhållanden) pro ohřev vody – roční spotřeba elektrické energie za průměrných klimatických podmínek	pour le chauffage de l'eau, la consommation annuelle d'électricité(dans les conditions climatiques moyennes) for vandopvarmning det årlige elforbrug(under gennemsnitlige klimaforhold) за подгряване на вода, годишното потребление(при средни климатични условия)	per il riscaldamento dell'acqua, il consumo annuo di energia(in condizioni climatiche medie) para o aquecimento de água, o consumo anual de eletricidade(em condições climáticas médias) w odniesieniu do podgrzewania wody, roczne zużycie energii elektrycznej(w warunkach klimatu umiarkowanego)	para calentar agua, el consumo anual de electricidad(en condiciones climáticas medias) για την θέρμανση νερού, η ετήσια κατανάλωση ηλεκτρικής ενέργειας(υπό μέσες κλιματικές συνθήκες) -
11	Seasonal space heating energy efficiency under average climate conditions de seizoensgebonden energie-efficiëntie voor ruimteverwarming(onder gemiddelde klimaatomstandigheden) tilalämmityksen kausittainen energiatehokkuus(keskimääräisissä ilmastoloosuhteissa)	die jahreszeitbedingte Raumheizungs-Energieeffizienz bei durchschnittlichen Klimaverhältnissen Säsongmedelverkningsgrad för rumsuppvärmning(vid genomsnittliga klimatförhållanden) sezonní energetická účinnost vytápění za průměrných klimatických podmínek	l'efficacité énergétique saisonnière pour le chauffage des locaux(dans les conditions climatiques moyennes) årsvirkningsgraden ved rumopvarmning(under gennemsnitlige klimaforhold) сезонната енергийна ефективност при отопление(при средни климатични условия)	l'efficienza energetica stagionale di riscaldamento d'ambiente(in condizioni climatiche medie) A eficiência energética do aquecimento ambiente sazonal(em condições climáticas médias) sezonowa efektywność energetyczna ogrzewania pomieszczeń(w warunkach klimatu umiarkowanego)	la eficiencia energética estacional de calefacción(en condiciones climáticas medias) η ενεργειακή απόδοση της εποχιακής θέρμανσης χώρου(υπό μέσες κλιματικές συνθήκες) -
12	Water heating energy efficiency under average climate conditions de energie-efficiëntie voor waterverwarming(onder gemiddelde klimaatomstandigheden) vedenlämmityksen energiatehokkuus(keskimääräisissä ilmastoloosuhteissa)	die Warmwasserbereitungs-Energieeffizienz bei durchschnittlichen Klimaverhältnissen Energieeffektivitet ved vattenuppvärmning(vid genomsnittliga klimatförhållanden) energetická účinnost ohřevu vody za průměrných klimatických podmínek	l'efficacité énergétique pour le chauffage de l'eau(dans les conditions climatiques moyennes) energieeffektivitet ved vandopvarmning(under gennemsnitlige klimaforhold) енергийната ефективност при подгряване на вода(при средни климатични условия)	l'efficienza energetica di riscaldamento dell'acqua(in condizioni climatiche medie) a eficiência energética do aquecimento de água(em condições climáticas médias) efektywność energetyczna podgrzewania wody(w warunkach klimatu umiarkowanego)	la eficiencia energética del caldeo de agua(en condiciones climáticas medias) η ενεργειακή απόδοση θέρμανσης νερού(υπό μέσες κλιματικές συνθήκες) -
13	Sound power level L _{WA} indoor het geluidsvermogensniveau L _{WA} binnen äänitehtosa L _{WA} sisällä	der Schalleistungspegel L _{WA} in Gebäuden Ljudeffektnivå L _{WA} i inomhus hladina akustického výkonu L _{WA} ve vnitřním prostoru	le niveau de puissance acoustique L _{WA} , à l'intérieur lydeeffektniveauet L _{WA} i inde ниводо на звуковата мощност L _{WA} на закрито	il livello di potenza sonora L _{WA} all'interno O nível de potência sonora L _{WA} no interior poziom mocy akustycznej L _{WA} w pomieszczeniu	el nivel de potencia acústica L _{WA} en interiores η στάθμη ηχητικής ισχύος L _{WA} εσωτερικού χώρου -
14	Work only during off-peak hours werken uitsluitend in de daluren toimimaan ainoastaan kuluushuippujen ulkopuolella	dass ein ausschließlicher Betrieb des Kombiheizgerätes zu Schwachlastzeiten drivas uteslutande under perioder med låg belastning provazu pouze mimo špičku	fonctionner qu'en heures creuses fungere uden for spidsbelastningsperioder работи само в часовете извън върховото натоварване	funzione soltanto durante le ore morte de funcionar unicamente fora das horas de pico pracować jedynie w godzinach poza szczytowym obciążeniem	funcionar solamente durante las horas de baja demanda λειτουργία μόνο εκτός των ωρών αιχμής -
15	Rated heat output under colder climate conditions de nominale warmteafgifte, onder koudere klimaatomstandigheden nimellislämpöteho, kylmissä ilmastoloosuhteissa	die Wärmenennleistung bei kälteren Klimaverhältnissen Nominell avgiven värmeeffekt vid kallare klimatförhållanden jmenovitý tepelný výkon za chladnějších klimatických podmínek	la puissance thermique nominale, dans les conditions climatiques plus froides den nominelle nytteeffekt under koldere klimaforhold номиналната топлинна мощност при по-студени климатични условия	la potenza termica nominale, in condizioni climatiche più fredde A potência calorífica nominal em condições climáticas mais frias znamiönowa moc cieplna w warunkach klimatu chłodnego	la potencia calorífica nominal en condiciones climáticas más frías η ονομαστική θερμική ισχύς υπό ψυχρότερες κλιματικές συνθήκες -
16	Rated heat output under warmer climate conditions de nominale warmteafgifte, onder warmere klimaatomstandigheden nimellislämpöteho, lämpimissä ilmastoloosuhteissa	die Wärmenennleistung bei wärmeren Klimaverhältnissen Nominell avgiven värmeeffekt vid varmare klimatförhållanden jmenovitý tepelný výkon za teplejších klimatických podmínek	la puissance thermique nominale, dans les conditions climatiques plus chaudes den nominelle nytteeffekt under varmere klimaforhold номиналната топлинна мощност при по-топли климатични условия	la potenza termica nominale, in condizioni climatiche più calde A potência calorífica nominal em condições climáticas mais quentes znamiönowa moc cieplna w warunkach klimatu ciepłego	la potencia calorífica nominal en condiciones climáticas más cálidas η ονομαστική θερμική ισχύς υπό θερμότερες κλιματικές συνθήκες -
17	For space heating, annual energy consumption under colder climate conditions voor ruimteverwarming, het jaarlijkse energieverbruik onder koudere klimaatomstandigheden tilalämmityksestä vuotuinen energiankulutus kylmissä ilmastoloosuhteissa	für die Raumheizung, der jährliche Energieverbrauch bei kälteren Klimaverhältnissen För rumsuppvärmning, årlig energiförbrukning under kallare klimatförhållanden pro vytápění – roční spotřeba energie za chladnější klimatických podmínek	pour le chauffage des locaux, la consommation annuelle d'énergie, dans les conditions climatiques plus froides for rumopvarmning det årlige energiforbrug under koldere klimaforhold за отопление, годишното потребление на енергия при по-студени климатични условия	per il riscaldamento d'ambiente, il consumo annuo di energia, in condizioni climatiche più fredde Para o aquecimento ambiente, o consumo anual de energia em condições climáticas mais frias w odniesieniu do ogrzewania pomieszczeń, roczne zużycie energii w warunkach klimatu chłodnego	para calentar espacios, el consumo anual de energía en condiciones climáticas más frías για θέρμανση χώρου, η ετήσια κατανάλωση ενέργειας υπό ψυχρότερες κλιματικές συνθήκες -
18	For space heating, annual energy consumption under warmer climate conditions voor ruimteverwarming, het jaarlijkse energieverbruik onder warmere klimaatomstandigheden tilalämmityksestä vuotuinen energiankulutus lämpimissä ilmastoloosuhteissa	für die Raumheizung, der jährliche Energieverbrauch bei wärmeren Klimaverhältnissen För rumsuppvärmning, årlig energiförbrukning under varmare klimatförhållanden pro vytápění – roční spotřeba energie za teplejších klimatických podmínek	pour le chauffage des locaux, la consommation annuelle d'énergie, dans les conditions climatiques plus chaudes for rumopvarmning det årlige energiforbrug under varmere klimaforhold за отопление, годишното потребление на енергия при по-топли климатични условия	per il riscaldamento d'ambiente, il consumo annuo di energia, in condizioni climatiche più calde Para o aquecimento ambiente, o consumo anual de energia em condições climáticas mais quentes w odniesieniu do ogrzewania pomieszczeń, roczne zużycie energii w warunkach klimatu ciepłego	para calentar espacios, el consumo anual de energía en condiciones climáticas más cálidas για θέρμανση χώρου, η ετήσια κατανάλωση ενέργειας υπό θερμότερες κλιματικές συνθήκες -
19	For water heating, annual energy consumption under colder climate conditions voor waterverwarming, het jaarlijkse elektriciteitsverbruik onder koudere klimaatomstandigheden vedenlämmityksestä vuotuinen sähkönkulutus kylmissä ilmastoloosuhteissa	für die Warmwasserbereitung, der jährliche Stromverbrauch bei kälteren Klimaverhältnissen För vattenuppvärmning, årlig elförbrukning under kallare klimatförhållanden pro ohřev vody – roční spotřeba elektrické energie za chladnějších klimatických podmínek	pour le chauffage de l'eau, la consommation annuelle d'électricité, dans les conditions climatiques plus froides for vandopvarmning det årlige elforbrug under koldere klimaforhold за подгряване на вода, годишното потребление на електроенергия при по-студени климатични условия	per il riscaldamento dell'acqua, il consumo annuo di energia, in condizioni climatiche più fredde para o aquecimento de água, o consumo anual de eletricidade em condições climáticas mais frias w odniesieniu do podgrzewania wody, roczne zużycie energii elektrycznej w warunkach klimatu chłodnego	para calentar agua, el consumo anual de electricidad en condiciones climáticas más frías για θέρμανση νερού, η ετήσια κατανάλωση ηλεκτρικής ενέργειας υπό ψυχρότερες κλιματικές συνθήκες -
20	For water heating, annual energy consumption under warmer climate conditions voor waterverwarming, het jaarlijkse elektriciteitsverbruik onder warmere klimaatomstandigheden vedenlämmityksestä vuotuinen sähkönkulutus lämpimissä ilmastoloosuhteissa	für die Warmwasserbereitung, der jährliche Stromverbrauch bei wärmeren Klimaverhältnissen För vattenuppvärmning, årlig elförbrukning under varmare klimatförhållanden pro ohřev vody – roční spotřeba elektrické energie za teplejších klimatických podmínek	pour le chauffage de l'eau, la consommation annuelle d'électricité, dans les conditions climatiques plus chaudes for vandopvarmning det årlige elforbrug under varmere klimaforhold за подгряване на вода, годишното потребление на електроенергия при по-топли климатични условия	per il riscaldamento dell'acqua, il consumo annuo di energia, in condizioni climatiche più calde para o aquecimento de água, o consumo anual de eletricidade em condições climáticas mais quentes w odniesieniu do podgrzewania wody, roczne zużycie energii elektrycznej w warunkach klimatu ciepłego	para calentar agua, el consumo anual de electricidad en condiciones climáticas más cálidas για θέρμανση νερού, η ετήσια κατανάλωση ηλεκτρικής ενέργειας υπό θερμότερες κλιματικές συνθήκες -
21	Seasonal space heating energy efficiency under colder climate conditions de seizoensgebonden energie-efficiëntie voor ruimteverwarming onder koudere klimaatomstandigheden tilalämmityksen kausittainen energiatehokkuus kylmissä ilmastoloosuhteissa	die jahreszeitbedingte Raumheizungs-Energieeffizienz bei kälteren Klimaverhältnissen Säsongmedelverkningsgrad för rumsuppvärmning under kallare klimatförhållanden sezonní energetická účinnost vytápění za chladnějších klimatických podmínek	l'efficacité énergétique saisonnière pour le chauffage des locaux, dans les conditions climatiques plus froides årsvirkningsgraden ved rumopvarmning under koldere klimaforhold сезонната енергийна ефективност при отопление при по-студени климатични условия	l'efficienza energetica stagionale di riscaldamento d'ambiente in condizioni climatiche più fredde A eficiência energética do aquecimento ambiente sazonal em condições climáticas mais frias sezonowa efektywność energetyczna ogrzewania pomieszczeń w warunkach klimatu chłodnego	la eficiencia energética estacional de calefacción en condiciones climáticas más frías η ενεργειακή απόδοση της εποχιακής θέρμανσης χώρου υπό ψυχρότερες κλιματικές συνθήκες -
22	Seasonal space heating energy efficiency under warmer climate conditions de seizoensgebonden energie-efficiëntie voor ruimteverwarming onder warmere klimaatomstandigheden tilalämmityksen kausittainen energiatehokkuus lämpimissä ilmastoloosuhteissa	die jahreszeitbedingte Raumheizungs-Energieeffizienz bei wärmeren Klimaverhältnissen Säsongmedelverkningsgrad för rumsuppvärmning under varmare klimatförhållanden sezonní energetická účinnost vytápění za teplejších klimatických podmínek	l'efficacité énergétique saisonnière pour le chauffage des locaux, dans les conditions climatiques plus chaudes årsvirkningsgraden ved rumopvarmning under varmere klimaforhold сезонната енергийна ефективност при отопление при по-топли климатични условия	l'efficienza energetica stagionale di riscaldamento d'ambiente in condizioni climatiche più calde A eficiência energética do aquecimento ambiente sazonal em condições climáticas mais quentes sezonowa efektywność energetyczna ogrzewania pomieszczeń w warunkach klimatu ciepłego	la eficiencia energética estacional de calefacción en condiciones climáticas más cálidas η ενεργειακή απόδοση της εποχιακής θέρμανσης χώρου υπό θερμότερες κλιματικές συνθήκες -
23	Water heating energy efficiency under colder climate conditions de energie-efficiëntie voor waterverwarming onder koudere klimaatomstandigheden vedenlämmityksen energiatehokkuus kylmissä ilmastoloosuhteissa	die Warmwasserbereitungs-Energieeffizienz bei kälteren Klimaverhältnissen Energieeffektivitet ved vattenuppvärmning under kallare klimatförhållanden energetická účinnost ohřevu vody za chladnějších klimatických podmínek	l'efficacité énergétique pour le chauffage de l'eau, dans les conditions climatiques plus froides energieeffektivitet ved vandopvarmning under koldere klimaforhold енергийната ефективност при подгряване на вода при по-студени климатични условия	l'efficienza energetica di riscaldamento dell'acqua in condizioni climatiche più fredde a eficiência energética do aquecimento de água em condições climáticas mais frias efektywność energetyczna podgrzewania wody w warunkach klimatu chłodnego	la eficiencia energética de caldeo de agua en condiciones climáticas más frías η ενεργειακή απόδοση της θέρμανσης νερού υπό ψυχρότερες κλιματικές συνθήκες -
24	Water heating energy efficiency under warmer climate conditions de energie-efficiëntie voor waterverwarming onder warmere klimaatomstandigheden vedenlämmityksen energiatehokkuus lämpimissä ilmastoloosuhteissa	die Warmwasserbereitungs-Energieeffizienz bei wärmeren Klimaverhältnissen Energieeffektivitet ved vattenuppvärmning under varmare klimatförhållanden energetická účinnost ohřevu vody za teplejších klimatických podmínek	l'efficacité énergétique pour le chauffage de l'eau, dans les conditions climatiques plus chaudes energieeffektivitet ved vandopvarmning under varmere klimaforhold енергийната ефективност при подгряване на вода при по-топли климатични условия	l'efficienza energetica di riscaldamento dell'acqua in condizioni climatiche più calde a eficiência energética do aquecimento de água em condições climáticas mais quentes efektywność energetyczna podgrzewania wody w warunkach klimatu ciepłego	la eficiencia energética de caldeo de agua en condiciones climáticas más cálidas η ενεργειακή απόδοση της θέρμανσης νερού υπό θερμότερες κλιματικές συνθήκες -
25	Sound power level L _{WA} outdoor het geluidsvermogensniveau L _{WA} buiten äänitehtosa L _{WA} ulkona	der Schalleistungspegel L _{WA} im Freien Ljudeffektnivå L _{WA} i utomhus hladina akustického výkonu L _{WA} ve venkovním prostoru	le niveau de puissance acoustique L _{WA} à l'extérieur lydeeffektniveauet L _{WA} i ude ниводо на звуковата мощност L _{WA} на открито	il livello di potenza sonora L _{WA} all'esterno O nível de potência sonora L _{WA} no exterior poziom mocy akustycznej L _{WA} na zewnątrz	el nivel de potencia acústica L _{WA} en exteriores η στάθμη ηχητικής ισχύος L _{WA} εξωτερικού χώρου -

PRODUCT INFORMATION / TECHNICAL DOCUMENTATION

Model(s):	Outdoor unit:	PUZ-SWM100VAA
	Indoor unit:	EHST30D-****D
Air-to-water heat pump:		yes
Water-to-water heat pump:		no
Brine-to-water heat pump:		no
Low-temperature heat pump:		no
Equipped with a supplementary heater:		yes
Heat pump combination heater:		yes
Parameters for		medium-temperature application.
Parameters for		average climate conditions.

Item	Symbol	Value	Unit	Item	Symbol	Value	Unit
Rated heat output (*)	Prated	10.0	kW	Seasonal space heating energy efficiency	ηs	132	%
Declared capacity for heating for part load at indoor temperature 20 °C and outdoor temperature Tj				Declared coefficient of performance or primary energy ratio for part load at indoor temperature 20 °C and outdoor temperature Tj			
Tj = - 7 °C	Pdh	8.8	kW	Tj = - 7 °C	COPd	2.15	-
Degradation co-efficient (**)	Cdh	1.00	-				
Tj = + 2 °C	Pdh	5.4	kW	Tj = + 2 °C	COPd	3.33	-
Degradation co-efficient (**)	Cdh	0.99	-				
Tj = + 7 °C	Pdh	4.8	kW	Tj = + 7 °C	COPd	4.39	-
Degradation co-efficient (**)	Cdh	0.99	-				
Tj = +12 °C	Pdh	2.9	kW	Tj = +12 °C	COPd	5.99	-
Degradation co-efficient (**)	Cdh	0.97	-				
Tj = bivalent temperature	Pdh	8.8	kW	Tj = bivalent temperature	COPd	2.15	-
Tj = operation limit temperature (***)	Pdh	8.5	kW	Tj = operation limit temperature (***)	COPd	1.70	-
Bivalent temperature	Tbiv	-7	°C	Operation limit temperature	TOL	-25	°C
Reference design conditions for space heating	Tdesignh	-10	°C	Heating water operating limit temperature	WTOL	60	°C
Power consumption in modes other than active mode				Supplementary heater			
Off mode	P _{OFF}	0.015	kW	Rated heat output (*)	Psup	1.5	kW
Thermostat-off mode	P _{TO}	0.015	kW				
Standby mode	P _{SB}	0.015	kW	Type of energy input	Electrical		
Crankcase heater mode	P _{CK}	0.000	kW				

Other items

Capacity control	variable		Rated air flow rate, outdoors	-	2640	m ³ /h
Sound power level, indoors/outdoors	L _{WA}	41 / 58	dB			
Annual energy consumption	Q _{HE}	6106	kWh			

For heat pump combination heater:

Declared load profile	XL		Water heating energy efficiency	η_{wh}	123	%
Daily electricity consumption	Q _{elec}	6.450	kWh			
Annual electricity consumption	AEC	1417	kWh			

Contact details

MITSUBISHI ELECTRIC AIR CONDITIONING SYSTEMS MANUFACTURING TURKEY JOINT STOCK COMPANY Manisa OSB 4.Kisim Keciikoyosb Mah. Ahmet Nazif Zorlu Bulvari No:19 Yunusemre – Manisa, Turkey

The identification and signature of the person empowered to bind the supplier:

斉藤 健一

Kenichi SAITO
Manager, Quality Assurance Department
TURKEY

* Details and precautions on installation, maintenance and assembly can be found in the installation and or operation manuals.

* Details and precautions on recycling and/or disposal at end-of-life can be found in the installation and or operation manuals.

(*) For heat pump space heaters and heat pump combination heaters, the rated heat output Prated is equal to the design load for heating Pdesignh, and the rated heat output of a supplementary heater Psup is equal to the supplementary capacity for heating sup(Tj).

(**) If Cdh is not determined by measurement then the default degradation coefficient is Cdh = 0.9.

(***) If the declared TOL is lower than the T designh of the considered climate then the outdoor dry bulb temperature Tj is equal to T designh.

PRODUCT INFORMATION / TECHNICAL DOCUMENTATION

Model(s):	Outdoor unit:	PUZ-SWM100VAA
	Indoor unit:	EHST30D-****D
Air-to-water heat pump:		yes
Water-to-water heat pump:		no
Brine-to-water heat pump:		no
Low-temperature heat pump:		no
Equipped with a supplementary heater:		yes
Heat pump combination heater:		yes
Parameters for		low-temperature application.
Parameters for		average climate conditions.

Item	Symbol	Value	Unit	Item	Symbol	Value	Unit
Rated heat output (*)	Prated	10.0	kW	Seasonal space heating energy efficiency	ηs	178	%
Declared capacity for heating for part load at indoor temperature 20 °C and outdoor temperature Tj				Declared coefficient of performance or primary energy ratio for part load at indoor temperature 20 °C and outdoor temperature Tj			
Tj = - 7 °C	Pdh	8.8	kW	Tj = - 7 °C	COPd	3.05	-
Degradation co-efficient (**)	Cdh	1.00	-				
Tj = + 2 °C	Pdh	5.4	kW	Tj = + 2 °C	COPd	4.58	-
Degradation co-efficient (**)	Cdh	0.99	-				
Tj = + 7 °C	Pdh	5.2	kW	Tj = + 7 °C	COPd	5.70	-
Degradation co-efficient (**)	Cdh	0.98	-				
Tj = +12 °C	Pdh	3.2	kW	Tj = +12 °C	COPd	6.61	-
Degradation co-efficient (**)	Cdh	0.97	-				
Tj = bivalent temperature	Pdh	8.8	kW	Tj = bivalent temperature	COPd	3.05	-
Tj = operation limit temperature (***)	Pdh	9.0	kW	Tj = operation limit temperature (***)	COPd	2.40	-
Bivalent temperature	Tbiv	-7	°C	Operation limit temperature	TOL	-25	°C
Reference design conditions for space heating	Tdesignh	-10	°C	Heating water operating limit temperature	WTOL	60	°C
Power consumption in modes other than active mode				Supplementary heater			
Off mode	P _{OFF}	0.015	kW	Rated heat output (*)	Psup	1.0	kW
Thermostat-off mode	P _{TO}	0.015	kW				
Standby mode	P _{SB}	0.015	kW	Type of energy input	Electrical		
Crankcase heater mode	P _{CK}	0.000	kW				
Other items							
Capacity control	variable			Rated air flow rate, outdoors	-	2640	m³/h
Sound power level, indoors/outdoors	L _{WA}	41 / 58	dB				
Annual energy consumption	Q _{HE}	4564	kWh				

For heat pump combination heater:

Declared load profile	XL			Water heating energy efficiency	η_{wh}	123	%
Daily electricity consumption	Q _{elec}	6.450	kWh				
Annual electricity consumption	AEC	1417	kWh				

Contact details

MITSUBISHI ELECTRIC AIR CONDITIONING SYSTEMS MANUFACTURING TURKEY JOINT STOCK COMPANY Manisa OSB 4.Kisim Keciikoyosb Mah. Ahmet Nazif Zorlu Bulvarı No:19 Yunusemre – Manisa, Turkey

The identification and signature of the person empowered to bind the supplier;

Kenichi SAITO

The signature is signed in the average climate / medium-temperature section.

Manager, Quality Assurance Department

TURKEY

* Details and precautions on installation, maintenance and assembly can be found in the installation and or operation manuals.

* Details and precautions on recycling and/or disposal at end-of-life can be found in the installation and or operation manuals.

(*) For heat pump space heaters and heat pump combination heaters, the rated heat output Prated is equal to the design load for heating Pdesignh, and the rated heat output of a supplementary heater Psup is equal to the supplementary capacity for heating sup(Tj).

(**) If Cdh is not determined by measurement then the default degradation coefficient is Cdh = 0,9.

(***) If the declared TOL is lower than the T designh of the considered climate then the outdoor dry bulb temperature Tj is equal to T designh.

PRODUCT INFORMATION / TECHNICAL DOCUMENTATION

Model(s):	Outdoor unit:	PUZ-SWM100VAA
	Indoor unit:	EHST30D-****D
Air-to-water heat pump:		yes
Water-to-water heat pump:		no
Brine-to-water heat pump:		no
Low-temperature heat pump:		no
Equipped with a supplementary heater:		yes
Heat pump combination heater:		yes
Parameters for		medium-temperature application.
Parameters for		colder climate conditions.

Item	Symbol	Value	Unit	Item	Symbol	Value	Unit
Rated heat output (*)	Prated	10.0	kW	Seasonal space heating energy efficiency	η_s	109	%
Declared capacity for heating for part load at indoor temperature 20 °C and outdoor temperature T _j				Declared coefficient of performance or primary energy ratio for part load at indoor temperature 20 °C and outdoor temperature T _j			
T _j = - 7 °C	P _{dh}	6.1	kW	T _j = - 7 °C	COP _d	2.52	-
Degradation co-efficient (**)	C _{dh}	0.99	-	T _j = + 2 °C	COP _d	3.45	-
T _j = + 2 °C	P _{dh}	3.7	kW	T _j = + 7 °C	COP _d	4.55	-
Degradation co-efficient (**)	C _{dh}	0.99	-	T _j = +12 °C	COP _d	6.80	-
T _j = + 7 °C	P _{dh}	3.8	kW	T _j = bivalent temperature	COP _d	1.50	-
Degradation co-efficient (**)	C _{dh}	0.98	-	T _j = operation limit temperature (***)	COP _d	1.40	-
T _j = +12 °C	P _{dh}	4.4	kW	T _j = - 15 °C (if TOL < - 20 °C)	COP _d	1.40	-
Degradation co-efficient (**)	C _{dh}	0.98	-	Operation limit temperature	TOL	-25	°C
T _j = bivalent temperature	P _{dh}	7.4	kW	Heating water operating limit temperature	WTOL	60	°C
T _j = operation limit temperature (***)	P _{dh}	6.0	kW				
T _j = - 15 °C (if TOL < - 20 °C)	P _{dh}	7.0	kW				
Bivalent temperature	T _{biv}	-12	°C				
Reference design conditions for space heating	T _{designh}	-22	°C				
Power consumption in modes other than active mode				Supplementary heater			
Off mode	P _{OFF}	0.015	kW	Rated heat output (*)	P _{sup}	4.0	kW
Thermostat-off mode	P _{TO}	0.015	kW	Type of energy input	Electrical		
Standby mode	P _{SB}	0.015	kW				
Crankcase heater mode	P _{CK}	0.000	kW				

Other items

Capacity control	variable			Rated air flow rate, outdoors	-	2640	m ³ /h
Sound power level, indoors/outdoors	L _{WA}	41 / 58	dB				
Annual energy consumption	Q _{HE}	8813	kWh				

For heat pump combination heater:

Declared load profile	XL			Water heating energy efficiency	η_{wh}	98	%
Daily electricity consumption	Q _{elec}	8.000	kWh				
Annual electricity consumption	AEC	1759	kWh				

Contact details

MITSUBISHI ELECTRIC AIR CONDITIONING SYSTEMS MANUFACTURING TURKEY JOINT STOCK COMPANY Manisa OSB 4.Kisim Kecilikoyosb Mah. Ahmet Nazif Zorlu Bulvari No:19 Yunusemre – Manisa, Turkey

The identification and signature of the person empowered to bind the supplier;

Kenichi SAITO

The signature is signed in the average climate / medium-temperature section.

Manager, Quality Assurance Department

TURKEY

* Details and precautions on installation, maintenance and assembly can be found in the installation and or operation manuals.

* Details and precautions on recycling and/or disposal at end-of-life can be found in the installation and or operation manuals.

(*) For heat pump space heaters and heat pump combination heaters, the rated heat output Prated is equal to the design load for heating Pdesignh, and the rated heat output of a supplementary heater Psup is equal to the supplementary capacity for heating sup(Tj).

(**) If Cdh is not determined by measurement then the default degradation coefficient is Cdh = 0,9.

(***) If the declared TOL is lower than the T designh of the considered climate then the outdoor dry bulb temperature Tj is equal to T designh.

PRODUCT INFORMATION / TECHNICAL DOCUMENTATION

Model(s):	Outdoor unit:	PUZ-SWM100VAA
	Indoor unit:	EHST30D-****D
Air-to-water heat pump:		yes
Water-to-water heat pump:		no
Brine-to-water heat pump:		no
Low-temperature heat pump:		no
Equipped with a supplementary heater:		yes
Heat pump combination heater:		yes
Parameters for		low-temperature application.
Parameters for		colder climate conditions.

Item	Symbol	Value	Unit	Item	Symbol	Value	Unit
Rated heat output (*)	Prated	10.0	kW	Seasonal space heating energy efficiency	η_s	147	%
Declared capacity for heating for part load at indoor temperature 20 °C and outdoor temperature T _j				Declared coefficient of performance or primary energy ratio for part load at indoor temperature 20 °C and outdoor temperature T _j			
T _j = - 7 °C	P _{dH}	6.2	kW	T _j = - 7 °C	COP _d	3.80	-
Degradation co-efficient (**)	C _{dH}	0.99	-	T _j = + 2 °C	COP _d	4.15	-
T _j = + 2 °C	P _{dH}	3.9	kW	T _j = + 7 °C	COP _d	5.30	-
Degradation co-efficient (**)	C _{dH}	0.98	-	T _j = +12 °C	COP _d	7.45	-
T _j = + 7 °C	P _{dH}	3.9	kW	T _j = bivalent temperature	COP _d	2.00	-
Degradation co-efficient (**)	C _{dH}	0.98	-	T _j = operation limit temperature (***)	COP _d	1.55	-
T _j = +12 °C	P _{dH}	4.5	kW	T _j = - 15 °C (if TOL < - 20 °C)	COP _d	2.00	-
Degradation co-efficient (**)	C _{dH}	0.98	-	Operation limit temperature	TOL	-25	°C
T _j = bivalent temperature	P _{dH}	8.4	kW	Heating water operating limit temperature	WTOL	60	°C
T _j = operation limit temperature (***)	P _{dH}	6.0	kW				
T _j = - 15 °C (if TOL < - 20 °C)	P _{dH}	8.2	kW				
Bivalent temperature	T _{biv}	-16	°C				
Reference design conditions for space heating	T _{designh}	-22	°C				
Power consumption in modes other than active mode				Supplementary heater			
Off mode	P _{OFF}	0.015	kW	Rated heat output (*)	P _{sup}	4.0	kW
Thermostat-off mode	P _{TO}	0.015	kW	Type of energy input	Electrical		
Standby mode	P _{SB}	0.015	kW				
Crankcase heater mode	P _{CK}	0.000	kW				

Other items

Capacity control	variable			Rated air flow rate, outdoors	-	2640	m ³ /h
Sound power level, indoors/outdoors	L _{WA}	41 / 58	dB				
Annual energy consumption	Q _{HE}	6575	kWh				

For heat pump combination heater:

Declared load profile	XL			Water heating energy efficiency	η_{wh}	98	%
Daily electricity consumption	Q _{elec}	8.000	kWh				
Annual electricity consumption	AEC	1759	kWh				

Contact details

MITSUBISHI ELECTRIC AIR CONDITIONING SYSTEMS MANUFACTURING TURKEY JOINT STOCK COMPANY Manisa OSB 4.Kisim Keciikoyosb Mah. Ahmet Nazif Zorlu Bulvari No:19 Yunusemre – Manisa, Turkey

The identification and signature of the person empowered to bind the supplier;

Kenichi SAITO

The signature is signed in the average climate / medium-temperature section.

Manager, Quality Assurance Department

TURKEY

• Details and precautions on installation, maintenance and assembly can be found in the installation and or operation manuals.

• Details and precautions on recycling and/or disposal at end-of-life can be found in the installation and or operation manuals.

(*) For heat pump space heaters and heat pump combination heaters, the rated heat output Prated is equal to the design load for heating Pdesignh, and the rated heat output of a supplementary heater Psup is equal to the supplementary capacity for heating sup(Tj).

(**) If Cdh is not determined by measurement then the default degradation coefficient is Cdh = 0,9.

(***) If the declared TOL is lower than the T designh of the considered climate then the outdoor dry bulb temperature Tj is equal to T designh.

This information is based on EU regulation No 811/2013 and No 813/2013.

PRODUCT INFORMATION / TECHNICAL DOCUMENTATION

Model(s):	Outdoor unit:	PUZ-SWM100VAA
	Indoor unit:	EHST30D-****D
Air-to-water heat pump:		yes
Water-to-water heat pump:		no
Brine-to-water heat pump:		no
Low-temperature heat pump:		no
Equipped with a supplementary heater:		yes
Heat pump combination heater:		yes
Parameters for		medium-temperature application.
Parameters for		warmer climate conditions.

Item	Symbol	Value	Unit	Item	Symbol	Value	Unit
Rated heat output (*)	Prated	10.0	kW	Seasonal space heating energy efficiency	ηs	156	%
Declared capacity for heating for part load at indoor temperature 20 °C and outdoor temperature Tj				Declared coefficient of performance or primary energy ratio for part load at indoor temperature 20 °C and outdoor temperature Tj			
Tj = - 7 °C	Pdh	-	kW	Tj = - 7 °C	COPd	-	-
Degradation co-efficient (**)	Cdh	-	-				
Tj = + 2 °C	Pdh	10.0	kW	Tj = + 2 °C	COPd	2.00	-
Degradation co-efficient (**)	Cdh	1.00	-				
Tj = + 7 °C	Pdh	6.4	kW	Tj = + 7 °C	COPd	3.40	-
Degradation co-efficient (**)	Cdh	0.99	-				
Tj = +12 °C	Pdh	4.2	kW	Tj = +12 °C	COPd	5.40	-
Degradation co-efficient (**)	Cdh	0.98	-				
Tj = bivalent temperature	Pdh	10.0	kW	Tj = bivalent temperature	COPd	2.00	-
Tj = operation limit temperature (***)	Pdh	10.0	kW	Tj = operation limit temperature (***)	COPd	2.00	-
Bivalent temperature	Tbiv	2	°C	Operation limit temperature	TOL	-25	°C
Reference design conditions for space heating	Tdesignh	2	°C	Heating water operating limit temperature	WTOL	60	°C
Power consumption in modes other than active mode				Supplementary heater			
Off mode	P _{OFF}	0.015	kW	Rated heat output (*)	Psup	0.0	kW
Thermostat-off mode	P _{TO}	0.015	kW				
Standby mode	P _{SB}	0.015	kW	Type of energy input	Electrical		
Crankcase heater mode	P _{CK}	0.000	kW				

Other items

Capacity control	variable			Rated air flow rate, outdoors	-	2640	m ³ /h
Sound power level, indoors/outdoors	L _{WA}	41 / 58	dB				
Annual energy consumption	Q _{HE}	3362	kWh				

For heat pump combination heater:

Declared load profile	XL			Water heating energy efficiency	η_{wh}	149	%
Daily electricity consumption	Q _{elec}	5.350	kWh				
Annual electricity consumption	AEC	1176	kWh				

Contact details

MITSUBISHI ELECTRIC AIR CONDITIONING SYSTEMS MANUFACTURING TURKEY JOINT STOCK COMPANY Manisa OSB 4.Kisim Keciikoyosb Mah. Ahmet Nazif Zorlu Bulvari No:19 Yunusemre – Manisa, Turkey

The identification and signature of the person empowered to bind the supplier;

Kenichi SAITO

The signature is signed in the average climate / medium-temperature section.

Manager, Quality Assurance Department

TURKEY

• Details and precautions on installation, maintenance and assembly can be found in the installation and or operation manuals.

• Details and precautions on recycling and/or disposal at end-of-life can be found in the installation and or operation manuals.

(*) For heat pump space heaters and heat pump combination heaters, the rated heat output Prated is equal to the design load for heating Pdesignh, and the rated heat output of a supplementary heater Psup is equal to the supplementary capacity for heating sup(Tj).

(**) If Cdh is not determined by measurement then the default degradation coefficient is Cdh = 0,9.

(***) If the declared TOL is lower than the T designh of the considered climate then the outdoor dry bulb temperature Tj is equal to T designh.

This information is based on EU regulation No 811/2013 and No 813/2013.

PRODUCT INFORMATION / TECHNICAL DOCUMENTATION

Model(s):	Outdoor unit:	PUZ-SWM100VAA
	Indoor unit:	EHST30D-****D
Air-to-water heat pump:		yes
Water-to-water heat pump:		no
Brine-to-water heat pump:		no
Low-temperature heat pump:		no
Equipped with a supplementary heater:		yes
Heat pump combination heater:		yes
Parameters for		low-temperature application.
Parameters for		warmer climate conditions.

Item	Symbol	Value	Unit	Item	Symbol	Value	Unit
Rated heat output (*)	Prated	10.0	kW	Seasonal space heating energy efficiency	η_s	223	%
Declared capacity for heating for part load at indoor temperature 20 °C and outdoor temperature T _j				Declared coefficient of performance or primary energy ratio for part load at indoor temperature 20 °C and outdoor temperature T _j			
T _j = - 7 °C	P _{dH}	-	kW	T _j = - 7 °C	COP _d	-	-
Degradation co-efficient (**)	C _{dH}	-	-				
T _j = + 2 °C	P _{dH}	10.0	kW	T _j = + 2 °C	COP _d	3.40	-
Degradation co-efficient (**)	C _{dH}	1.00	-				
T _j = + 7 °C	P _{dH}	6.4	kW	T _j = + 7 °C	COP _d	5.30	-
Degradation co-efficient (**)	C _{dH}	0.99	-				
T _j = +12 °C	P _{dH}	4.4	kW	T _j = +12 °C	COP _d	6.95	-
Degradation co-efficient (**)	C _{dH}	0.98	-				
T _j = bivalent temperature	P _{dH}	10.0	kW	T _j = bivalent temperature	COP _d	3.40	-
T _j = operation limit temperature (***)	P _{dH}	10.0	kW	T _j = operation limit temperature (***)	COP _d	3.40	-
Bivalent temperature	T _{biv}	2	°C	Operation limit temperature	TOL	-25	°C
Reference design conditions for space heating	T _{designh}	2	°C	Heating water operating limit temperature	WTOL	60	°C
Power consumption in modes other than active mode				Supplementary heater			
Off mode	P _{OFF}	0.015	kW	Rated heat output (*)	P _{sup}	0.0	kW
Thermostat-off mode	P _{TO}	0.015	kW	Type of energy input	Electrical		
Standby mode	P _{SB}	0.015	kW				
Crankcase heater mode	P _{CK}	0.000	kW				

Other items

Capacity control	variable			Rated air flow rate, outdoors	-	2640	m ³ /h
Sound power level, indoors/outdoors	L _{WA}	41 / 58	dB				
Annual energy consumption	Q _{HE}	2369	kWh				

For heat pump combination heater:

Declared load profile	XL			Water heating energy efficiency	η_{wh}	149	%
Daily electricity consumption	Q _{elec}	5.350	kWh				
Annual electricity consumption	AEC	1176	kWh				

Contact details

MITSUBISHI ELECTRIC AIR CONDITIONING SYSTEMS MANUFACTURING TURKEY JOINT STOCK COMPANY Manisa OSB 4.Kisim Keciikoyosb Mah. Ahmet Nazif Zorlu Bulvari No:19 Yunusemre – Manisa, Turkey

The identification and signature of the person empowered to bind the supplier;

Kenichi SAITO

The signature is signed in the average climate / medium-temperature section.

Manager, Quality Assurance Department

TURKEY

• Details and precautions on installation, maintenance and assembly can be found in the installation and or operation manuals.

• Details and precautions on recycling and/or disposal at end-of-life can be found in the installation and or operation manuals.

(*) For heat pump space heaters and heat pump combination heaters, the rated heat output Prated is equal to the design load for heating Pdesignh, and the rated heat output of a supplementary heater Psup is equal to the supplementary capacity for heating sup(Tj).

(**) If Cdh is not determined by measurement then the default degradation coefficient is Cdh = 0,9.

(***) If the declared TOL is lower than the T designh of the considered climate then the outdoor dry bulb temperature Tj is equal to T designh.

PRODUCT INFORMATION / TECHNICAL DOCUMENTATION

Model(s):	Outdoor unit:	PUZ-SWM100VAA
	Indoor unit:	EHST30D-MED
Air-to-water heat pump:	yes	
Water-to-water heat pump:	no	
Brine-to-water heat pump:	no	
Low-temperature heat pump:	no	
Equipped with a supplementary heater:	no	
Heat pump combination heater:	yes	
Parameters for	medium-temperature application.	
Parameters for	average climate conditions.	

Item	Symbol	Value	Unit	Item	Symbol	Value	Unit
Rated heat output (*)	Prated	10.0	kW	Seasonal space heating energy efficiency	ηs	132	%
Declared capacity for heating for part load at indoor temperature 20 °C and outdoor temperature Tj				Declared coefficient of performance or primary energy ratio for part load at indoor temperature 20 °C and outdoor temperature Tj			
Tj = - 7 °C	Pdh	8.8	kW	Tj = - 7 °C	COPd	2.15	-
Degradation co-efficient (**)	Cdh	1.00	-				
Tj = + 2 °C	Pdh	5.4	kW	Tj = + 2 °C	COPd	3.33	-
Degradation co-efficient (**)	Cdh	0.99	-				
Tj = + 7 °C	Pdh	4.8	kW	Tj = + 7 °C	COPd	4.39	-
Degradation co-efficient (**)	Cdh	0.99	-				
Tj = +12 °C	Pdh	2.9	kW	Tj = +12 °C	COPd	5.99	-
Degradation co-efficient (**)	Cdh	0.97	-				
Tj = bivalent temperature	Pdh	8.8	kW	Tj = bivalent temperature	COPd	2.15	-
Tj = operation limit temperature (***)	Pdh	8.5	kW	Tj = operation limit temperature (***)	COPd	1.70	-
Bivalent temperature	Tbiv	-7	°C	Operation limit temperature	TOL	-25	°C
Reference design conditions for space heating	Tdesignh	-10	°C	Heating water operating limit temperature	WTOL	60	°C
Power consumption in modes other than active mode				Supplementary heater			
Off mode	P _{OFF}	0.015	kW	Rated heat output (*)	Psup	1.5	kW
Thermostat-off mode	P _{TO}	0.015	kW				
Standby mode	P _{SB}	0.015	kW	Type of energy input	Electrical		
Crankcase heater mode	P _{CK}	0.000	kW				
Other items							
Capacity control	variable			Rated air flow rate, outdoors	-	2640	m³/h
Sound power level, indoors/outdoors	L _{WA}	41 / 58	dB				
Annual energy consumption	Q _{HE}	6106	kWh				


For heat pump combination heater:

Declared load profile	XL			Water heating energy efficiency	η_{wh}	123	%
Daily electricity consumption	Q _{elec}	6.450	kWh				
Annual electricity consumption	AEC	1417	kWh				

Contact details

MITSUBISHI ELECTRIC AIR CONDITIONING SYSTEMS MANUFACTURING TURKEY JOINT STOCK COMPANY Manisa OSB 4.Kisim Keciikoyosb Mah. Ahmet Nazif Zorlu Bulvari No:19 Yunusemre – Manisa, Turkey

The identification and signature of the person empowered to bind the supplier:



Kenichi SAITO
Manager, Quality Assurance Department
TURKEY

* Details and precautions on installation, maintenance and assembly can be found in the installation and or operation manuals.

* Details and precautions on recycling and/or disposal at end-of-life can be found in the installation and or operation manuals.

(*) For heat pump space heaters and heat pump combination heaters, the rated heat output Prated is equal to the design load for heating Pdesignh, and the rated heat output of a supplementary heater Psup is equal to the supplementary capacity for heating sup(Tj).

(**) If Cdh is not determined by measurement then the default degradation coefficient is Cdh = 0,9.

(***) If the declared TOL is lower than the T designh of the considered climate then the outdoor dry bulb temperature Tj is equal to T designh.

This information is based on EU regulation No 811/2013 and No 813/2013.

PRODUCT INFORMATION / TECHNICAL DOCUMENTATION

Model(s):	Outdoor unit:	PUZ-SWM100VAA
	Indoor unit:	EHST30D-MED
Air-to-water heat pump:		yes
Water-to-water heat pump:		no
Brine-to-water heat pump:		no
Low-temperature heat pump:		no
Equipped with a supplementary heater:		no
Heat pump combination heater:		yes
Parameters for		low-temperature application.
Parameters for		average climate conditions.

Item	Symbol	Value	Unit	Item	Symbol	Value	Unit
Rated heat output (*)	Prated	10.0	kW	Seasonal space heating energy efficiency	ηs	178	%
Declared capacity for heating for part load at indoor temperature 20 °C and outdoor temperature Tj				Declared coefficient of performance or primary energy ratio for part load at indoor temperature 20 °C and outdoor temperature Tj			
Tj = - 7 °C	Pdh	8.8	kW	Tj = - 7 °C	COPd	3.05	-
Degradation co-efficient (**)	Cdh	1.00	-				
Tj = + 2 °C	Pdh	5.4	kW	Tj = + 2 °C	COPd	4.58	-
Degradation co-efficient (**)	Cdh	0.99	-				
Tj = + 7 °C	Pdh	5.2	kW	Tj = + 7 °C	COPd	5.70	-
Degradation co-efficient (**)	Cdh	0.98	-				
Tj = +12 °C	Pdh	3.2	kW	Tj = +12 °C	COPd	6.61	-
Degradation co-efficient (**)	Cdh	0.97	-				
Tj = bivalent temperature	Pdh	8.8	kW	Tj = bivalent temperature	COPd	3.05	-
Tj = operation limit temperature (****)	Pdh	9.0	kW	Tj = operation limit temperature (****)	COPd	2.40	-
Bivalent temperature	Tbiv	-7	°C	Operation limit temperature	TOL	-25	°C
Reference design conditions for space heating	Tdesignh	-10	°C	Heating water operating limit temperature	WTOL	60	°C
Power consumption in modes other than active mode				Supplementary heater			
Off mode	P _{OFF}	0.015	kW	Rated heat output (*)	Psup	1.0	kW
Thermostat-off mode	P _{TO}	0.015	kW	Type of energy input	Electrical		
Standby mode	P _{SB}	0.015	kW				
Crankcase heater mode	P _{CK}	0.000	kW				
Other items							
Capacity control	variable			Rated air flow rate, outdoors	-	2640	m³/h
Sound power level, indoors/outdoors	L _{WA}	41 / 58	dB				
Annual energy consumption	Q _{HE}	4564	kWh				

For heat pump combination heater:

Declared load profile	XL			Water heating energy efficiency	η_{wh}	123	%
Daily electricity consumption	Q _{elec}	6.450	kWh				
Annual electricity consumption	AEC	1417	kWh				

Contact details

MITSUBISHI ELECTRIC AIR CONDITIONING SYSTEMS MANUFACTURING TURKEY JOINT STOCK COMPANY Manisa OSB 4.Kisim Keciikoyosb Mah. Ahmet Nazif Zorlu Bulvari No:19 Yunusemre – Manisa, Turkey

The identification and signature of the person empowered to bind the supplier;

Kenichi SAITO

The signature is signed in the average climate / medium-temperature section.

Manager, Quality Assurance Department

TURKEY

* Details and precautions on installation, maintenance and assembly can be found in the installation and or operation manuals.

* Details and precautions on recycling and/or disposal at end-of-life can be found in the installation and or operation manuals.

(*) For heat pump space heaters and heat pump combination heaters, the rated heat output Prated is equal to the design load for heating Pdesignh, and the rated heat output of a supplementary heater Psup is equal to the supplementary capacity for heating sup(Tj).

(**) If Cdh is not determined by measurement then the default degradation coefficient is Cdh = 0,9.

(***) If the declared TOL is lower than the T designh of the considered climate then the outdoor dry bulb temperature Tj is equal to T designh.

PRODUCT INFORMATION / TECHNICAL DOCUMENTATION

Model(s):	Outdoor unit:	PUZ-SWM100VAA
	Indoor unit:	EHST30D-MED
Air-to-water heat pump:	yes	
Water-to-water heat pump:	no	
Brine-to-water heat pump:	no	
Low-temperature heat pump:	no	
Equipped with a supplementary heater:	no	
Heat pump combination heater:	yes	
Parameters for	medium-temperature application.	
Parameters for	colder climate conditions.	

Item	Symbol	Value	Unit	Item	Symbol	Value	Unit
Rated heat output (*)	Prated	10.0	kW	Seasonal space heating energy efficiency	ηs	109	%
Declared capacity for heating for part load at indoor temperature 20 °C and outdoor temperature Tj				Declared coefficient of performance or primary energy ratio for part load at indoor temperature 20 °C and outdoor temperature Tj			
Tj = - 7 °C	Pdh	6.1	kW	Tj = - 7 °C	COPd	2.52	-
Degradation co-efficient (**)	Cdh	0.99	-				
Tj = + 2 °C	Pdh	3.7	kW	Tj = + 2 °C	COPd	3.45	-
Degradation co-efficient (**)	Cdh	0.99	-				
Tj = + 7 °C	Pdh	3.8	kW	Tj = + 7 °C	COPd	4.55	-
Degradation co-efficient (**)	Cdh	0.98	-				
Tj = +12 °C	Pdh	4.4	kW	Tj = +12 °C	COPd	6.80	-
Degradation co-efficient (**)	Cdh	0.98	-				
Tj = bivalent temperature	Pdh	7.4	kW	Tj = bivalent temperature	COPd	1.50	-
Tj = operation limit temperature (***)	Pdh	6.0	kW	Tj = operation limit temperature (***)	COPd	1.40	-
Tj = – 15 °C (if TOL < – 20 °C)	Pdh	7.0	kW	Tj = – 15 °C (if TOL < – 20 °C)	COPd	1.40	-
Bivalent temperature	Tbiv	-12	°C	Operation limit temperature	TOL	-25	°C
Reference design conditions for space heating	Tdesignh	-22	°C	Heating water operating limit temperature	WTOL	60	°C
Power consumption in modes other than active mode				Supplementary heater			
Off mode	P _{OFF}	0.015	kW	Rated heat output (*)	Psup	4.0	kW
Thermostat-off mode	P _{TO}	0.015	kW	Type of energy input	Electrical		
Standby mode	P _{SB}	0.015	kW				
Crankcase heater mode	P _{CK}	0.000	kW				

Other items

Capacity control	variable			Rated air flow rate, outdoors	-	2640	m ³ /h
Sound power level, indoors/outdoors	L _{WA}	41 / 58	dB				
Annual energy consumption	Q _{HE}	8813	kWh				

For heat pump combination heater:

Declared load profile	XL			Water heating energy efficiency	η_{wh}	98	%
Daily electricity consumption	Q _{elec}	8.000	kWh				
Annual electricity consumption	AEC	1759	kWh				

Contact details

MITSUBISHI ELECTRIC AIR CONDITIONING SYSTEMS MANUFACTURING TURKEY JOINT STOCK COMPANY Manisa OSB 4.Kisim Keciikoyosb Mah. Ahmet Nazif Zorlu Bulvari No:19 Yunusemre – Manisa, Turkey

The identification and signature of the person empowered to bind the supplier;

Kenichi SAITO

The signature is signed in the average climate / medium-temperature section.

Manager, Quality Assurance Department

TURKEY

* Details and precautions on installation, maintenance and assembly can be found in the installation and or operation manuals.

* Details and precautions on recycling and/or disposal at end-of-life can be found in the installation and or operation manuals.

(*) For heat pump space heaters and heat pump combination heaters, the rated heat output Prated is equal to the design load for heating Pdesignh, and the rated heat output of a supplementary heater Psup is equal to the supplementary capacity for heating sup(Tj).

(**) If Cdh is not determined by measurement then the default degradation coefficient is Cdh = 0,9.

(***) If the declared TOL is lower than the T designh of the considered climate then the outdoor dry bulb temperature Tj is equal to T designh.

PRODUCT INFORMATION / TECHNICAL DOCUMENTATION

Model(s):	Outdoor unit:	PUZ-SWM100VAA
	Indoor unit:	EHST30D-MED
Air-to-water heat pump:		yes
Water-to-water heat pump:		no
Brine-to-water heat pump:		no
Low-temperature heat pump:		no
Equipped with a supplementary heater:		no
Heat pump combination heater:		yes
Parameters for		low-temperature application.
Parameters for		colder climate conditions.

Item	Symbol	Value	Unit	Item	Symbol	Value	Unit
Rated heat output (*)	Prated	10.0	kW	Seasonal space heating energy efficiency	η_s	147	%
Declared capacity for heating for part load at indoor temperature 20 °C and outdoor temperature T _j				Declared coefficient of performance or primary energy ratio for part load at indoor temperature 20 °C and outdoor temperature T _j			
T _j = - 7 °C	P _{dH}	6.2	kW	T _j = - 7 °C	COP _d	3.80	-
Degradation co-efficient (**)	C _{dH}	0.99	-	T _j = + 2 °C	COP _d	4.15	-
T _j = + 2 °C	P _{dH}	3.9	kW	T _j = + 7 °C	COP _d	5.30	-
Degradation co-efficient (**)	C _{dH}	0.98	-	T _j = +12 °C	COP _d	7.45	-
T _j = + 7 °C	P _{dH}	3.9	kW	T _j = bivalent temperature	COP _d	2.00	-
Degradation co-efficient (**)	C _{dH}	0.98	-	T _j = operation limit temperature (***)	COP _d	1.55	-
T _j = +12 °C	P _{dH}	4.5	kW	T _j = - 15 °C (if TOL < - 20 °C)	COP _d	2.00	-
Degradation co-efficient (**)	C _{dH}	0.98	-	Operation limit temperature	TOL	-25	°C
T _j = bivalent temperature	P _{dH}	8.4	kW	Heating water operating limit temperature	WTOL	60	°C
T _j = operation limit temperature (***)	P _{dH}	6.0	kW				
T _j = - 15 °C (if TOL < - 20 °C)	P _{dH}	8.2	kW				
Bivalent temperature	T _{biv}	-16	°C				
Reference design conditions for space heating	T _{designh}	-22	°C				
Power consumption in modes other than active mode				Supplementary heater			
Off mode	P _{OFF}	0.015	kW	Rated heat output (*)	P _{sup}	4.0	kW
Thermostat-off mode	P _{TO}	0.015	kW	Type of energy input	Electrical		
Standby mode	P _{SB}	0.015	kW				
Crankcase heater mode	P _{CK}	0.000	kW				

Other items

Capacity control	variable			Rated air flow rate, outdoors	-	2640	m ³ /h
Sound power level, indoors/outdoors	L _{WA}	41 / 58	dB				
Annual energy consumption	Q _{HE}	6575	kWh				

For heat pump combination heater:

Declared load profile	XL			Water heating energy efficiency	η_{wh}	98	%
Daily electricity consumption	Q _{elec}	8.000	kWh				
Annual electricity consumption	AEC	1759	kWh				

Contact details

MITSUBISHI ELECTRIC AIR CONDITIONING SYSTEMS MANUFACTURING TURKEY JOINT STOCK COMPANY Manisa OSB 4.Kisim Kecilikoyosb Mah. Ahmet Nazif Zorlu Bulvari No:19 Yunusemre – Manisa, Turkey

The identification and signature of the person empowered to bind the supplier;

Kenichi SAITO

The signature is signed in the average climate / medium-temperature section.

Manager, Quality Assurance Department

TURKEY

• Details and precautions on installation, maintenance and assembly can be found in the installation and or operation manuals.

• Details and precautions on recycling and/or disposal at end-of-life can be found in the installation and or operation manuals.

(*) For heat pump space heaters and heat pump combination heaters, the rated heat output Prated is equal to the design load for heating Pdesignh, and the rated heat output of a supplementary heater Psup is equal to the supplementary capacity for heating sup(Tj).

(**) If Cdh is not determined by measurement then the default degradation coefficient is Cdh = 0,9.

(***) If the declared TOL is lower than the T designh of the considered climate then the outdoor dry bulb temperature Tj is equal to T designh.

This information is based on EU regulation No 811/2013 and No 813/2013.

PRODUCT INFORMATION / TECHNICAL DOCUMENTATION

Model(s):	Outdoor unit:	PUZ-SWM100VAA
	Indoor unit:	EHST30D-MED
Air-to-water heat pump:		yes
Water-to-water heat pump:		no
Brine-to-water heat pump:		no
Low-temperature heat pump:		no
Equipped with a supplementary heater:		no
Heat pump combination heater:		yes
Parameters for		medium-temperature application.
Parameters for		warmer climate conditions.

Item	Symbol	Value	Unit	Item	Symbol	Value	Unit
Rated heat output (*)	Prated	10.0	kW	Seasonal space heating energy efficiency	η_s	156	%
Declared capacity for heating for part load at indoor temperature 20 °C and outdoor temperature T _j				Declared coefficient of performance or primary energy ratio for part load at indoor temperature 20 °C and outdoor temperature T _j			
T _j = - 7 °C	P _{dH}	-	kW	T _j = - 7 °C	COP _d	-	-
Degradation co-efficient (**)	C _{dH}	-	-				
T _j = + 2 °C	P _{dH}	10.0	kW	T _j = + 2 °C	COP _d	2.00	-
Degradation co-efficient (**)	C _{dH}	1.00	-				
T _j = + 7 °C	P _{dH}	6.4	kW	T _j = + 7 °C	COP _d	3.40	-
Degradation co-efficient (**)	C _{dH}	0.99	-				
T _j = +12 °C	P _{dH}	4.2	kW	T _j = +12 °C	COP _d	5.40	-
Degradation co-efficient (**)	C _{dH}	0.98	-				
T _j = bivalent temperature	P _{dH}	10.0	kW	T _j = bivalent temperature	COP _d	2.00	-
T _j = operation limit temperature (***)	P _{dH}	10.0	kW	T _j = operation limit temperature (***)	COP _d	2.00	-
Bivalent temperature	T _{biv}	2	°C	Operation limit temperature	TOL	-25	°C
Reference design conditions for space heating	T _{designh}	2	°C	Heating water operating limit temperature	WTOL	60	°C
Power consumption in modes other than active mode				Supplementary heater			
Off mode	P _{OFF}	0.015	kW	Rated heat output (*)	P _{sup}	0.0	kW
Thermostat-off mode	P _{TO}	0.015	kW	Type of energy input	Electrical		
Standby mode	P _{SB}	0.015	kW				
Crankcase heater mode	P _{CK}	0.000	kW				

Other items

Capacity control	variable			Rated air flow rate, outdoors	-	2640	m ³ /h
Sound power level, indoors/outdoors	L _{WA}	41 / 58	dB				
Annual energy consumption	Q _{HE}	3362	kWh				

For heat pump combination heater:

Declared load profile	XL			Water heating energy efficiency	η_{wh}	149	%
Daily electricity consumption	Q _{elec}	5.350	kWh				
Annual electricity consumption	AEC	1176	kWh				

Contact details

MITSUBISHI ELECTRIC AIR CONDITIONING SYSTEMS MANUFACTURING TURKEY JOINT STOCK COMPANY Manisa OSB 4.Kisim Keciikoyosb Mah. Ahmet Nazif Zorlu Bulvari No:19 Yunusemre – Manisa, Turkey

The identification and signature of the person empowered to bind the supplier;

Kenichi SAITO

The signature is signed in the average climate / medium-temperature section.

Manager, Quality Assurance Department

TURKEY

• Details and precautions on installation, maintenance and assembly can be found in the installation and or operation manuals.

• Details and precautions on recycling and/or disposal at end-of-life can be found in the installation and or operation manuals.

(*) For heat pump space heaters and heat pump combination heaters, the rated heat output Prated is equal to the design load for heating Pdesignh, and the rated heat output of a supplementary heater Psup is equal to the supplementary capacity for heating sup(Tj).

(**) If Cdh is not determined by measurement then the default degradation coefficient is Cdh = 0,9.

(***) If the declared TOL is lower than the T designh of the considered climate then the outdoor dry bulb temperature Tj is equal to T designh.

This information is based on EU regulation No 811/2013 and No 813/2013.

PRODUCT INFORMATION / TECHNICAL DOCUMENTATION

Model(s):	Outdoor unit:	PUZ-SWM100VAA
	Indoor unit:	EHST30D-MED
Air-to-water heat pump:		yes
Water-to-water heat pump:		no
Brine-to-water heat pump:		no
Low-temperature heat pump:		no
Equipped with a supplementary heater:		no
Heat pump combination heater:		yes
Parameters for		low-temperature application.
Parameters for		warmer climate conditions.

Item	Symbol	Value	Unit	Item	Symbol	Value	Unit
Rated heat output (*)	Prated	10.0	kW	Seasonal space heating energy efficiency	η_s	223	%
Declared capacity for heating for part load at indoor temperature 20 °C and outdoor temperature T _j				Declared coefficient of performance or primary energy ratio for part load at indoor temperature 20 °C and outdoor temperature T _j			
T _j = - 7 °C	P _{dH}	-	kW	T _j = - 7 °C	COP _d	-	-
Degradation co-efficient (**)	C _{dH}	-	-				
T _j = + 2 °C	P _{dH}	10.0	kW	T _j = + 2 °C	COP _d	3.40	-
Degradation co-efficient (**)	C _{dH}	1.00	-				
T _j = + 7 °C	P _{dH}	6.4	kW	T _j = + 7 °C	COP _d	5.30	-
Degradation co-efficient (**)	C _{dH}	0.99	-				
T _j = +12 °C	P _{dH}	4.4	kW	T _j = +12 °C	COP _d	6.95	-
Degradation co-efficient (**)	C _{dH}	0.98	-				
T _j = bivalent temperature	P _{dH}	10.0	kW	T _j = bivalent temperature	COP _d	3.40	-
T _j = operation limit temperature (***)	P _{dH}	10.0	kW	T _j = operation limit temperature (***)	COP _d	3.40	-
Bivalent temperature	T _{biv}	2	°C	Operation limit temperature	TOL	-25	°C
Reference design conditions for space heating	T _{designh}	2	°C	Heating water operating limit temperature	WTOL	60	°C
Power consumption in modes other than active mode				Supplementary heater			
Off mode	P _{OFF}	0.015	kW	Rated heat output (*)	P _{sup}	0.0	kW
Thermostat-off mode	P _{TO}	0.015	kW	Type of energy input	Electrical		
Standby mode	P _{SB}	0.015	kW				
Crankcase heater mode	P _{CK}	0.000	kW				

Other items

Capacity control	variable			Rated air flow rate, outdoors	-	2640	m ³ /h
Sound power level, indoors/outdoors	L _{WA}	41 / 58	dB				
Annual energy consumption	Q _{HE}	2369	kWh				

For heat pump combination heater:

Declared load profile	XL			Water heating energy efficiency	η_{wh}	149	%
Daily electricity consumption	Q _{elec}	5.350	kWh				
Annual electricity consumption	AEC	1176	kWh				

Contact details

MITSUBISHI ELECTRIC AIR CONDITIONING SYSTEMS MANUFACTURING TURKEY JOINT STOCK COMPANY Manisa OSB 4.Kisim Kecilikoyosb Mah. Ahmet Nazif Zorlu Bulvari No:19 Yunusemre – Manisa, Turkey

The identification and signature of the person empowered to bind the supplier;

Kenichi SAITO

The signature is signed in the average climate / medium-temperature section.

Manager, Quality Assurance Department

TURKEY

• Details and precautions on installation, maintenance and assembly can be found in the installation and or operation manuals.

• Details and precautions on recycling and/or disposal at end-of-life can be found in the installation and or operation manuals.

(*) For heat pump space heaters and heat pump combination heaters, the rated heat output Prated is equal to the design load for heating Pdesignh, and the rated heat output of a supplementary heater Psup is equal to the supplementary capacity for heating sup(Tj).

(**) If Cdh is not determined by measurement then the default degradation coefficient is Cdh = 0,9.

(***) If the declared TOL is lower than the T designh of the considered climate then the outdoor dry bulb temperature Tj is equal to T designh.

This information is based on EU regulation No 811/2013 and No 813/2013.

PRODUCT INFORMATION / TECHNICAL DOCUMENTATION

Model(s):	Outdoor unit:	PUZ-SHWM100VAA
	Indoor unit:	ERST30D-****D
Air-to-water heat pump:		yes
Water-to-water heat pump:		no
Brine-to-water heat pump:		no
Low-temperature heat pump:		no
Equipped with a supplementary heater:		yes
Heat pump combination heater:		yes
Parameters for		medium-temperature application.
Parameters for		average climate conditions.

Item	Symbol	Value	Unit	Item	Symbol	Value	Unit
Rated heat output (*)	Prated	10.0	kW	Seasonal space heating energy efficiency	ηs	138	%
Declared capacity for heating for part load at indoor temperature 20 °C and outdoor temperature Tj				Declared coefficient of performance or primary energy ratio for part load at indoor temperature 20 °C and outdoor temperature Tj			
Tj = - 7 °C	Pdh	8.9	kW	Tj = - 7 °C	COPd	2.19	-
Degradation co-efficient (**)	Cdh	1.00	-				
Tj = + 2 °C	Pdh	5.4	kW	Tj = + 2 °C	COPd	3.38	-
Degradation co-efficient (**)	Cdh	0.99	-				
Tj = + 7 °C	Pdh	4.8	kW	Tj = + 7 °C	COPd	4.62	-
Degradation co-efficient (**)	Cdh	0.99	-				
Tj = +12 °C	Pdh	2.9	kW	Tj = +12 °C	COPd	6.30	-
Degradation co-efficient (**)	Cdh	0.97	-				
Tj = bivalent temperature	Pdh	10.0	kW	Tj = bivalent temperature	COPd	1.69	-
Tj = operation limit temperature (***)	Pdh	10.0	kW	Tj = operation limit temperature (***)	COPd	1.69	-
Bivalent temperature	Tbiv	-10	°C	Operation limit temperature	TOL	-30	°C
Reference design conditions for space heating	Tdesignh	-10	°C	Heating water operating limit temperature	WTOL	60	°C
Power consumption in modes other than active mode				Supplementary heater			
Off mode	P _{OFF}	0.015	kW	Rated heat output (*)	Psup	0.0	kW
Thermostat-off mode	P _{TO}	0.015	kW	Type of energy input	Electrical		
Standby mode	P _{SB}	0.015	kW				
Crankcase heater mode	P _{CK}	0.000	kW				

Other items

Capacity control	variable			Rated air flow rate, outdoors	-	2640	m ³ /h
Sound power level, indoors/outdoors	L _{WA}	41 / 58	dB				
Annual energy consumption	Q _{HE}	5881	kWh				


For heat pump combination heater:

Declared load profile	XL			Water heating energy efficiency	η_{wh}	123	%
Daily electricity consumption	Q _{elec}	6.450	kWh				
Annual electricity consumption	AEC	1417	kWh				

Contact details

MITSUBISHI ELECTRIC AIR CONDITIONING SYSTEMS MANUFACTURING TURKEY JOINT STOCK COMPANY Manisa OSB 4.Kisim Keciikoyosb Mah. Ahmet Nazif Zorlu Bulvari No:19 Yunusemre – Manisa, Turkey

The identification and signature of the person empowered to bind the supplier:



Kenichi SAITO
Manager, Quality Assurance Department
TURKEY

* Details and precautions on installation, maintenance and assembly can be found in the installation and or operation manuals.

* Details and precautions on recycling and/or disposal at end-of-life can be found in the installation and or operation manuals.

(*) For heat pump space heaters and heat pump combination heaters, the rated heat output Prated is equal to the design load for heating Pdesignh, and the rated heat output of a supplementary heater Psup is equal to the supplementary capacity for heating sup(Tj).

(**) If Cdh is not determined by measurement then the default degradation coefficient is Cdh = 0,9.

(***) If the declared TOL is lower than the T designh of the considered climate then the outdoor dry bulb temperature Tj is equal to T designh.

This information is based on EU regulation No 811/2013 and No 813/2013.

PRODUCT INFORMATION / TECHNICAL DOCUMENTATION

Model(s):	Outdoor unit:	PUZ-SHWM100VAA
	Indoor unit:	ERST30D-****D
Air-to-water heat pump:		yes
Water-to-water heat pump:		no
Brine-to-water heat pump:		no
Low-temperature heat pump:		no
Equipped with a supplementary heater:		yes
Heat pump combination heater:		yes
Parameters for		low-temperature application.
Parameters for		average climate conditions.

Item	Symbol	Value	Unit	Item	Symbol	Value	Unit
Rated heat output (*)	Prated	10.0	kW	Seasonal space heating energy efficiency	ηs	185	%
Declared capacity for heating for part load at indoor temperature 20 °C and outdoor temperature Tj				Declared coefficient of performance or primary energy ratio for part load at indoor temperature 20 °C and outdoor temperature Tj			
Tj = - 7 °C	Pdh	8.9	kW	Tj = - 7 °C	COPd	3.10	-
Degradation co-efficient (**)	Cdh	1.00	-				
Tj = + 2 °C	Pdh	5.4	kW	Tj = + 2 °C	COPd	4.62	-
Degradation co-efficient (**)	Cdh	0.99	-				
Tj = + 7 °C	Pdh	5.2	kW	Tj = + 7 °C	COPd	6.00	-
Degradation co-efficient (**)	Cdh	0.98	-				
Tj = +12 °C	Pdh	3.2	kW	Tj = +12 °C	COPd	6.96	-
Degradation co-efficient (**)	Cdh	0.97	-				
Tj = bivalent temperature	Pdh	10.0	kW	Tj = bivalent temperature	COPd	2.49	-
Tj = operation limit temperature (***)	Pdh	10.0	kW	Tj = operation limit temperature (***)	COPd	2.49	-
Bivalent temperature	Tbiv	-10	°C	Operation limit temperature	TOL	-30	°C
Reference design conditions for space heating	Tdesignh	-10	°C	Heating water operating limit temperature	WTOL	60	°C
Power consumption in modes other than active mode				Supplementary heater			
Off mode	P _{OFF}	0.015	kW	Rated heat output (*)	Psup	0.0	kW
Thermostat-off mode	P _{TO}	0.015	kW				
Standby mode	P _{SB}	0.015	kW	Type of energy input	Electrical		
Crankcase heater mode	P _{CK}	0.000	kW				

Other items

Capacity control	variable		Rated air flow rate, outdoors	-	2640	m ³ /h
Sound power level, indoors/outdoors	L _{WA}	41 / 58	dB			
Annual energy consumption	Q _{HE}	4389	kWh			

For heat pump combination heater:

Declared load profile	XL		Water heating energy efficiency	η_{wh}	123	%
Daily electricity consumption	Q _{elec}	6.450	kWh			
Annual electricity consumption	AEC	1417	kWh			

Contact details

MITSUBISHI ELECTRIC AIR CONDITIONING SYSTEMS MANUFACTURING TURKEY JOINT STOCK COMPANY Manisa OSB 4.Kisim Keciikoyosb Mah. Ahmet Nazif Zorlu Bulvarı No:19 Yunusemre – Manisa, Turkey

The identification and signature of the person empowered to bind the supplier;

Kenichi SAITO

The signature is signed in the average climate / medium-temperature section.

Manager, Quality Assurance Department

TURKEY

* Details and precautions on installation, maintenance and assembly can be found in the installation and or operation manuals.

* Details and precautions on recycling and/or disposal at end-of-life can be found in the installation and or operation manuals.

(*) For heat pump space heaters and heat pump combination heaters, the rated heat output Prated is equal to the design load for heating Pdesignh, and the rated heat output of a supplementary heater Psup is equal to the supplementary capacity for heating sup(Tj).

(**) If Cdh is not determined by measurement then the default degradation coefficient is Cdh = 0,9.

(***) If the declared TOL is lower than the T designh of the considered climate then the outdoor dry bulb temperature Tj is equal to T designh.

PRODUCT INFORMATION / TECHNICAL DOCUMENTATION

Model(s):	Outdoor unit:	PUZ-SHWM100VAA
	Indoor unit:	ERST30D-****D
Air-to-water heat pump:		yes
Water-to-water heat pump:		no
Brine-to-water heat pump:		no
Low-temperature heat pump:		no
Equipped with a supplementary heater:		yes
Heat pump combination heater:		yes
Parameters for		medium-temperature application.
Parameters for		colder climate conditions.

Item	Symbol	Value	Unit	Item	Symbol	Value	Unit
Rated heat output (*)	Prated	10.0	kW	Seasonal space heating energy efficiency	η_s	117	%
Declared capacity for heating for part load at indoor temperature 20 °C and outdoor temperature T _j				Declared coefficient of performance or primary energy ratio for part load at indoor temperature 20 °C and outdoor temperature T _j			
T _j = - 7 °C	P _{d,h}	6.1	kW	T _j = - 7 °C	COP _d	2.62	-
Degradation co-efficient (**)	C _{d,h}	0.99	-	T _j = + 2 °C	COP _d	3.50	-
T _j = + 2 °C	P _{d,h}	4.0	kW	T _j = + 7 °C	COP _d	4.59	-
Degradation co-efficient (**)	C _{d,h}	0.99	-	T _j = +12 °C	COP _d	6.88	-
T _j = + 7 °C	P _{d,h}	3.8	kW	T _j = bivalent temperature	COP _d	1.57	-
Degradation co-efficient (**)	C _{d,h}	0.98	-	T _j = operation limit temperature (***)	COP _d	1.59	-
T _j = +12 °C	P _{d,h}	4.4	kW	T _j = - 15 °C (if TOL < - 20 °C)	COP _d	1.57	-
Degradation co-efficient (**)	C _{d,h}	0.98	-	Operation limit temperature	TOL	-30	°C
T _j = bivalent temperature	P _{d,h}	8.4	kW	Heating water operating limit temperature	WTOL	60	°C
T _j = operation limit temperature (***)	P _{d,h}	8.0	kW				
T _j = - 15 °C (if TOL < - 20 °C)	P _{d,h}	8.2	kW				
Bivalent temperature	T _{biv}	-16	°C				
Reference design conditions for space heating	T _{designh}	-22	°C				
Power consumption in modes other than active mode				Supplementary heater			
Off mode	P _{OFF}	0.015	kW	Rated heat output (*)	P _{sup}	2.0	kW
Thermostat-off mode	P _{TO}	0.015	kW	Type of energy input	Electrical		
Standby mode	P _{SB}	0.015	kW				
Crankcase heater mode	P _{CK}	0.000	kW				

Other items

Capacity control	variable			Rated air flow rate, outdoors	-	2640	m ³ /h
Sound power level, indoors/outdoors	L _{WA}	41 / 58	dB				
Annual energy consumption	Q _{HE}	8239	kWh				

For heat pump combination heater:

Declared load profile	XL			Water heating energy efficiency	η_{wh}	98	%
Daily electricity consumption	Q _{elec}	8.000	kWh				
Annual electricity consumption	AEC	1759	kWh				

Contact details

MITSUBISHI ELECTRIC AIR CONDITIONING SYSTEMS MANUFACTURING TURKEY JOINT STOCK COMPANY Manisa OSB 4.Kisim Keciikoyosb Mah. Ahmet Nazif Zorlu Bulvari No:19 Yunusemre – Manisa, Turkey

The identification and signature of the person empowered to bind the supplier;

Kenichi SAITO

The signature is signed in the average climate / medium-temperature section.

Manager, Quality Assurance Department

TURKEY

• Details and precautions on installation, maintenance and assembly can be found in the installation and or operation manuals.

• Details and precautions on recycling and/or disposal at end-of-life can be found in the installation and or operation manuals.

(*) For heat pump space heaters and heat pump combination heaters, the rated heat output Prated is equal to the design load for heating Pdesignh, and the rated heat output of a supplementary heater Psup is equal to the supplementary capacity for heating sup(Tj).

(**) If Cdh is not determined by measurement then the default degradation coefficient is Cdh = 0,9.

(***) If the declared TOL is lower than the T designh of the considered climate then the outdoor dry bulb temperature Tj is equal to T designh.

This information is based on EU regulation No 811/2013 and No 813/2013.

PRODUCT INFORMATION / TECHNICAL DOCUMENTATION

Model(s):	Outdoor unit:	PUZ-SHWM100VAA
	Indoor unit:	ERST30D-****D
Air-to-water heat pump:		yes
Water-to-water heat pump:		no
Brine-to-water heat pump:		no
Low-temperature heat pump:		no
Equipped with a supplementary heater:		yes
Heat pump combination heater:		yes
Parameters for		low-temperature application.
Parameters for		colder climate conditions.

Item	Symbol	Value	Unit	Item	Symbol	Value	Unit
Rated heat output (*)	Prated	10.0	kW	Seasonal space heating energy efficiency	η_s	150	%
Declared capacity for heating for part load at indoor temperature 20 °C and outdoor temperature T _j				Declared coefficient of performance or primary energy ratio for part load at indoor temperature 20 °C and outdoor temperature T _j			
T _j = - 7 °C	P _{dH}	6.2	kW	T _j = - 7 °C	COP _d	3.71	-
Degradation co-efficient (**)	C _{dH}	0.99	-	T _j = + 2 °C	COP _d	4.35	-
T _j = + 2 °C	P _{dH}	4.1	kW	T _j = + 7 °C	COP _d	5.34	-
Degradation co-efficient (**)	C _{dH}	0.98	-	T _j = +12 °C	COP _d	7.50	-
T _j = + 7 °C	P _{dH}	3.9	kW	T _j = bivalent temperature	COP _d	2.00	-
Degradation co-efficient (**)	C _{dH}	0.98	-	T _j = operation limit temperature (***)	COP _d	1.57	-
T _j = +12 °C	P _{dH}	4.5	kW	T _j = - 15 °C (if TOL < - 20 °C)	COP _d	2.00	-
Degradation co-efficient (**)	C _{dH}	0.98	-	Operation limit temperature	TOL	-30	°C
T _j = bivalent temperature	P _{dH}	8.4	kW	Heating water operating limit temperature	WTOL	60	°C
T _j = operation limit temperature (***)	P _{dH}	7.7	kW				
T _j = - 15 °C (if TOL < - 20 °C)	P _{dH}	8.2	kW				
Bivalent temperature	T _{biv}	-16	°C				
Reference design conditions for space heating	T _{designh}	-22	°C				
Power consumption in modes other than active mode				Supplementary heater			
Off mode	P _{OFF}	0.015	kW	Rated heat output (*)	P _{sup}	2.3	kW
Thermostat-off mode	P _{TO}	0.015	kW	Type of energy input	Electrical		
Standby mode	P _{SB}	0.015	kW				
Crankcase heater mode	P _{CK}	0.000	kW				

Other items

Capacity control	variable			Rated air flow rate, outdoors	-	2640	m ³ /h
Sound power level, indoors/outdoors	L _{WA}	41 / 58	dB				
Annual energy consumption	Q _{HE}	6447	kWh				

For heat pump combination heater:

Declared load profile	XL			Water heating energy efficiency	η_{wh}	98	%
Daily electricity consumption	Q _{elec}	8.000	kWh				
Annual electricity consumption	AEC	1759	kWh				

Contact details

MITSUBISHI ELECTRIC AIR CONDITIONING SYSTEMS MANUFACTURING TURKEY JOINT STOCK COMPANY Manisa OSB 4.Kisim Kecilikoyosb Mah. Ahmet Nazif Zorlu Bulvari No:19 Yunusemre – Manisa, Turkey

The identification and signature of the person empowered to bind the supplier;

Kenichi SAITO

The signature is signed in the average climate / medium-temperature section.

Manager, Quality Assurance Department

TURKEY

• Details and precautions on installation, maintenance and assembly can be found in the installation and or operation manuals.

• Details and precautions on recycling and/or disposal at end-of-life can be found in the installation and or operation manuals.

(*) For heat pump space heaters and heat pump combination heaters, the rated heat output Prated is equal to the design load for heating Pdesignh, and the rated heat output of a supplementary heater Psup is equal to the supplementary capacity for heating sup(Tj).

(**) If Cdh is not determined by measurement then the default degradation coefficient is Cdh = 0,9.

(***) If the declared TOL is lower than the T designh of the considered climate then the outdoor dry bulb temperature Tj is equal to T designh.

This information is based on EU regulation No 811/2013 and No 813/2013.

PRODUCT INFORMATION / TECHNICAL DOCUMENTATION

Model(s):	Outdoor unit:	PUZ-SHWM100VAA
	Indoor unit:	ERST30D-****D
Air-to-water heat pump:		yes
Water-to-water heat pump:		no
Brine-to-water heat pump:		no
Low-temperature heat pump:		no
Equipped with a supplementary heater:		yes
Heat pump combination heater:		yes
Parameters for		medium-temperature application.
Parameters for		warmer climate conditions.

Item	Symbol	Value	Unit	Item	Symbol	Value	Unit
Rated heat output (*)	Prated	10.0	kW	Seasonal space heating energy efficiency	η_s	167	%
Declared capacity for heating for part load at indoor temperature 20 °C and outdoor temperature T _j				Declared coefficient of performance or primary energy ratio for part load at indoor temperature 20 °C and outdoor temperature T _j			
T _j = - 7 °C	P _{dH}	-	kW	T _j = - 7 °C	COP _d	-	-
Degradation co-efficient (**)	C _{dH}	-	-				
T _j = + 2 °C	P _{dH}	10.0	kW	T _j = + 2 °C	COP _d	2.10	-
Degradation co-efficient (**)	C _{dH}	1.00	-				
T _j = + 7 °C	P _{dH}	6.4	kW	T _j = + 7 °C	COP _d	3.53	-
Degradation co-efficient (**)	C _{dH}	0.99	-				
T _j = +12 °C	P _{dH}	4.2	kW	T _j = +12 °C	COP _d	5.75	-
Degradation co-efficient (**)	C _{dH}	0.98	-				
T _j = bivalent temperature	P _{dH}	10.0	kW	T _j = bivalent temperature	COP _d	2.10	-
T _j = operation limit temperature (***)	P _{dH}	10.0	kW	T _j = operation limit temperature (***)	COP _d	2.10	-
Bivalent temperature	T _{biv}	2	°C	Operation limit temperature	TOL	-30	°C
Reference design conditions for space heating	T _{designh}	2	°C	Heating water operating limit temperature	WTOL	60	°C
Power consumption in modes other than active mode				Supplementary heater			
Off mode	P _{OFF}	0.015	kW	Rated heat output (*)	P _{sup}	0.0	kW
Thermostat-off mode	P _{TO}	0.015	kW	Type of energy input	Electrical		
Standby mode	P _{SB}	0.015	kW				
Crankcase heater mode	P _{CK}	0.000	kW				

Other items

Capacity control	variable			Rated air flow rate, outdoors	-	2640	m ³ /h
Sound power level, indoors/outdoors	L _{WA}	41 / 58	dB				
Annual energy consumption	Q _{HE}	3138	kWh				

For heat pump combination heater:

Declared load profile	XL			Water heating energy efficiency	η_{wh}	149	%
Daily electricity consumption	Q _{elec}	5.350	kWh				
Annual electricity consumption	AEC	1176	kWh				

Contact details

MITSUBISHI ELECTRIC AIR CONDITIONING SYSTEMS MANUFACTURING TURKEY JOINT STOCK COMPANY Manisa OSB 4.Kisim Kecilikoyosb Mah. Ahmet Nazif Zorlu Bulvari No:19 Yunusemre – Manisa, Turkey

The identification and signature of the person empowered to bind the supplier;

Kenichi SAITO

The signature is signed in the average climate / medium-temperature section.

Manager, Quality Assurance Department

TURKEY

• Details and precautions on installation, maintenance and assembly can be found in the installation and or operation manuals.

• Details and precautions on recycling and/or disposal at end-of-life can be found in the installation and or operation manuals.

(*) For heat pump space heaters and heat pump combination heaters, the rated heat output Prated is equal to the design load for heating Pdesignh, and the rated heat output of a supplementary heater Psup is equal to the supplementary capacity for heating sup(Tj).

(**) If Cdh is not determined by measurement then the default degradation coefficient is Cdh = 0,9.

(***) If the declared TOL is lower than the T designh of the considered climate then the outdoor dry bulb temperature Tj is equal to T designh.

This information is based on EU regulation No 811/2013 and No 813/2013.

PRODUCT INFORMATION / TECHNICAL DOCUMENTATION

Model(s):	Outdoor unit:	PUZ-SHWM100VAA
	Indoor unit:	ERST30D-****D
Air-to-water heat pump:		yes
Water-to-water heat pump:		no
Brine-to-water heat pump:		no
Low-temperature heat pump:		no
Equipped with a supplementary heater:		yes
Heat pump combination heater:		yes
Parameters for		low-temperature application.
Parameters for		warmer climate conditions.

Item	Symbol	Value	Unit	Item	Symbol	Value	Unit
Rated heat output (*)	Prated	10.0	kW	Seasonal space heating energy efficiency	η_s	244	%
Declared capacity for heating for part load at indoor temperature 20 °C and outdoor temperature T _j				Declared coefficient of performance or primary energy ratio for part load at indoor temperature 20 °C and outdoor temperature T _j			
T _j = - 7 °C	P _{dH}	-	kW	T _j = - 7 °C	COP _d	-	-
Degradation co-efficient (**)	C _{dH}	-	-				
T _j = + 2 °C	P _{dH}	10.0	kW	T _j = + 2 °C	COP _d	3.50	-
Degradation co-efficient (**)	C _{dH}	1.00	-				
T _j = + 7 °C	P _{dH}	6.4	kW	T _j = + 7 °C	COP _d	5.55	-
Degradation co-efficient (**)	C _{dH}	0.99	-				
T _j = +12 °C	P _{dH}	4.4	kW	T _j = +12 °C	COP _d	7.54	-
Degradation co-efficient (**)	C _{dH}	0.97	-				
T _j = bivalent temperature	P _{dH}	10.0	kW	T _j = bivalent temperature	COP _d	3.50	-
T _j = operation limit temperature (***)	P _{dH}	10.0	kW	T _j = operation limit temperature (***)	COP _d	3.50	-
Bivalent temperature	T _{biv}	2	°C	Operation limit temperature	TOL	-30	°C
Reference design conditions for space heating	T _{designh}	2	°C	Heating water operating limit temperature	WTOL	60	°C
Power consumption in modes other than active mode				Supplementary heater			
Off mode	P _{OFF}	0.015	kW	Rated heat output (*)	P _{sup}	0.0	kW
Thermostat-off mode	P _{TO}	0.015	kW	Type of energy input	Electrical		
Standby mode	P _{SB}	0.015	kW				
Crankcase heater mode	P _{CK}	0.000	kW				

Other items

Capacity control	variable			Rated air flow rate, outdoors	-	2640	m ³ /h
Sound power level, indoors/outdoors	L _{WA}	41 / 58	dB				
Annual energy consumption	Q _{HE}	2167	kWh				

For heat pump combination heater:

Declared load profile	XL			Water heating energy efficiency	η_{wh}	149	%
Daily electricity consumption	Q _{elec}	5.350	kWh				
Annual electricity consumption	AEC	1176	kWh				

Contact details

MITSUBISHI ELECTRIC AIR CONDITIONING SYSTEMS MANUFACTURING TURKEY JOINT STOCK COMPANY Manisa OSB 4.Kisim Kecilikoyosb Mah. Ahmet Nazif Zorlu Bulvari No:19 Yunusemre – Manisa, Turkey

The identification and signature of the person empowered to bind the supplier;

Kenichi SAITO

The signature is signed in the average climate / medium-temperature section.

Manager, Quality Assurance Department

TURKEY

• Details and precautions on installation, maintenance and assembly can be found in the installation and or operation manuals.

• Details and precautions on recycling and/or disposal at end-of-life can be found in the installation and or operation manuals.

(*) For heat pump space heaters and heat pump combination heaters, the rated heat output Prated is equal to the design load for heating Pdesignh, and the rated heat output of a supplementary heater Psup is equal to the supplementary capacity for heating sup(Tj).

(**) If Cdh is not determined by measurement then the default degradation coefficient is Cdh = 0,9.

(***) If the declared TOL is lower than the T designh of the considered climate then the outdoor dry bulb temperature Tj is equal to T designh.

This information is based on EU regulation No 811/2013 and No 813/2013.