




**ENERG**  
енергия · ενεργεια



Model Indoor unit **MSZ-LN50VG2**  
Outdoor unit **MUZ-LN50VGHZ2**

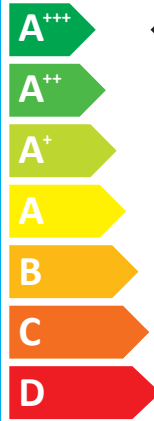
SEER



**A<sup>++</sup>**

kW **5,0**  
SEER **7,6**  
kWh/annum **230**

SCOP



**A<sup>+++</sup>**

**A<sup>++</sup>**

**A**

kW	<b>3,3</b>	<b>6,0</b>	<b>8,8</b>
SCOP	<b>5,9</b>	<b>4,6</b>	<b>3,4</b>
kWh/annum	<b>767</b>	<b>1826</b>	<b>5299</b>



**60dB**



**64dB**



ENERGIA · ЕНЕРГИЯ · ΕΝΕΡΓΕΙΑ · ENERGIJA · ENERGY · ENERGIE · ENERGI

626/2011





**PRODUCT INFORMATION (\*1)**

ROOM AIR CONDITIONER	INDOOR MODEL OUTDOOR MODEL	MSZ-LN50VG2W / MSZ-LN50VG2V / MSZ-LN50VG2B / MSZ-LN50VG2R MUZ-LN50VGHZ2
----------------------	-------------------------------	--

Function (indicate if present)	
cooling	Y
heating	Y

If function includes heating: Indicate the heating season the information relates to. Indicated values should relate to one heating season at a time. Include	
Average (mandatory)	Y
Warmer (if designated)	Y
Colder (if designated)	Y

Item	symbol	value	unit
<b>Design load</b>			
cooling	Pdesignc	5.0	kW
heating/Average	Pdesignh	6.0	kW
heating/Warmer	Pdesignh	3.3	kW
heating/Colder	Pdesignh	8.8	kW

Item	symbol	value	unit
<b>Seasonal efficiency</b>			
cooling	SEER	7.6	-
heating/Average	SCOP/A	4.6	-
heating/Warmer	SCOP/W	5.9	-
heating/Colder	SCOP/C	3.4	-

Declared capacity for cooling, at indoor temperature 27(19)°C and outdoor temperature Tj			
Tj=35°C	Pdc	5.0	kW
Tj=30°C	Pdc	3.7	kW
Tj=25°C	Pdc	2.4	kW
Tj=20°C	Pdc	2.1	kW

Declared energy efficiency ratio, at indoor temperature 27(19) °C and outdoor temperature Tj			
Tj=35°C	EERd	3.7	-
Tj=30°C	EERd	5.9	-
Tj=25°C	EERd	8.7	-
Tj=20°C	EERd	13.7	-

Declared capacity for heating/Average season, at indoor temperature 20°C and outdoor temperature Tj			
Tj=-7°C	Pdh	5.4	kW
Tj=2°C	Pdh	3.3	kW
Tj=7°C	Pdh	2.1	kW
Tj=12°C	Pdh	2.0	kW
Tj=bivalent temperature	Pdh	6.0	kW
Tj=operating limit	Pdh	4.7	kW

Declared coefficient of performance/Average season, at indoor temperature 20°C and outdoor temperature Tj			
Tj=-7°C	COPd	2.8	-
Tj=2°C	COPd	4.6	-
Tj=7°C	COPd	6.0	-
Tj=12°C	COPd	7.4	-
Tj=bivalent temperature	COPd	2.4	-
Tj=operating limit	COPd	1.8	-

Declared capacity for heating/Warmer season, at indoor temperature 20°C and outdoor temperature Tj			
Tj=2°C	Pdh	3.3	kW
Tj=7°C	Pdh	2.1	kW
Tj=12°C	Pdh	2.0	kW
Tj=bivalent temperature	Pdh	3.3	kW
Tj=operating limit	Pdh	4.7	kW

Declared coefficient of performance/Warmer season, at indoor temperature 20°C and outdoor temperature Tj			
Tj=2°C	COPd	4.6	-
Tj=7°C	COPd	6.0	-
Tj=12°C	COPd	7.4	-
Tj=bivalent temperature	COPd	4.6	-
Tj=operating limit	COPd	1.8	-

Declared capacity for heating/Colder season, at indoor temperature 20°C and outdoor temperature Tj			
Tj=-7°C	Pdh	5.4	kW
Tj=2°C	Pdh	3.3	kW
Tj=7°C	Pdh	2.1	kW
Tj=12°C	Pdh	2.0	kW
Tj=bivalent temperature	Pdh	6.0	kW
Tj=operating limit	Pdh	4.7	kW
Tj=-15°C	Pdh	6.0	kW

Declared coefficient of performance/Colder season, at indoor temperature 20°C and outdoor temperature Tj			
Tj=-7°C	COPd	2.8	-
Tj=2°C	COPd	4.6	-
Tj=7°C	COPd	6.0	-
Tj=12°C	COPd	7.4	-
Tj=bivalent temperature	COPd	2.4	-
Tj=operating limit	COPd	1.8	-
Tj=-15°C	COPd	1.9	-

<b>Bivalent temperature</b>			
heating/Average	Tbiv	-10	°C
heating/Warmer	Tbiv	2	°C
heating/Colder	Tbiv	-10	°C

<b>Operating limit temperature</b>			
heating/Average	Toi	-25	°C
heating/Warmer	Toi	-25	°C
heating/Colder	Toi	-25	°C

<b>Cycling interval capacity</b>			
for cooling	Pcycc	x	kW
for heating	Pcyh	x	kW
Degradation co-efficient cooling	Cdc	0.25	-

<b>Cycling interval efficiency</b>			
for cooling	EERcyc	x	-
for heating	COPcyc	x	-
Degradation co-efficient heating	Cdh	0.25	-

<b>Electric power input in power modes other than 'active mode'</b>			
off mode	P <sub>OFF</sub>	1	W
standby mode	P <sub>SB</sub>	1	W
thermostat - off mode	P <sub>TO</sub>	8	W
crankcase heater mode	P <sub>CK</sub>	0	W

<b>Annual electricity consumption</b>			
cooling	Q <sub>CE</sub>	230	kWh/a
heating/Average	Q <sub>HE</sub>	1826	kWh/a
heating/Warmer	Q <sub>HE</sub>	767	kWh/a
heating/Colder	Q <sub>HE</sub>	5299	kWh/a

<b>Capacity control (indicate one of three options)</b>	
fixed	N
staged	N
variable	Y

<b>Other items</b>			
Sound power level (indoor/outdoor)	L <sub>WA</sub>	60/64	dB(A)
Global warming potential	GWP (*2)	675	kgCO <sub>2</sub> eq.
Rated air flow (indoor/outdoor)	-	852/2958	m <sup>3</sup> /h

Contact details for obtaining more information	MITSUBISHI ELECTRIC CORPORATION SHIZUOKA WORKS 3-18-1, Oshika, Suruga-ku, Shizuoka 422-8528, Japan E-mail: melshierp@MitsubishiElectric.co.jp
--	---

(\*1) This information is based on the "product information requirement" in COMMISSION REGULATION (EU) No. 206/2012.

(\*2) This GWP value is based on Regulation (EU) No. 517/2014 from IPCC 4th Assessment Report. For Regulation (EU) No. 626/2011, which cites the IPCC Third Assessment Report, Climate Change 2001, the GWP is 550.

**TECHNICAL DOCUMENTATION ( 1 )**

ROOM AIR CONDITIONER	INDOOR MODEL	MSZ-LN50VG2W / MSZ-LN50VG2V / MSZ-LN50VG2B / MSZ-LN50VG2R	307H*890W*233D (mm)
	OUTDOOR MODEL	MUZ-LN50VGHZ2	880H*840W*330D (mm)

Function	
cooling	Y
heating	Y


The heating season	
Average (mandatory)	Y
Warmer (if designated)	Y
Colder (if designated)	Y

Capacity control	
fixed	N
staged	N
variable	Y

Item	symbol	value	unit
<b>Seasonal efficiency (2)</b>			
cooling	SEER	7.6	-
heating/Average	SCOP/A	4.6	-
heating/Warmer	SCOP/W	5.9	-
heating/Colder	SCOP/C	3.4	-

Energy efficiency class			
cooling	SEER	A++	-
heating/Average	SCOP/A	A++	-
heating/Warmer	SCOP/W	A+++	-
heating/Colder	SCOP/C	A	-

Other items			
Sound power level (indoor/outdoor)	L <sub>WA</sub>	60/64	dB (A)
Refrigerant	-	R32	-
Global warming potential	GWP (3)	675	kgCO <sub>2</sub> eq.

identification and signature of the person empowered to bind the supplier	
	Tadashi Saito Department Manager, Quality Assurance Department MITSUBISHI ELECTRIC CONSUMER PRODUCTS(THAILAND) CO.,LTD

(1) This information is based on COMMISSION DELEGATED REGULATION (EU) No. 626/2011.

(2) SEER/SCOP values are measured based on EN 14825:2016: Testing and rating at part load conditions and calculation of seasonal performance.

(3) This GWP value is based on Regulation (EU) No. 517/2014 from IPCC 4th Assessment Report.

For Regulation (EU) No. 626/2011, which cites the IPCC Third Assessment Report, Climate Change 2001, the GWP is 550.